

QUARTERLY SUMMARY OF RADIO LISTENING



SURVEY PERIOD ENDING
18th September 2022

PART 1 - UNITED KINGDOM
(INCLUDING CHANNEL ISLANDS AND ISLE OF MAN)



ADULTS AGED 15 AND OVER:
POPULATION 55,964,000



Embargoed
until 00.01 am
27th October 2022


	Survey Period	Weekly Reach '000	Weekly Reach %	Average Hours per head	Average Hours per listener	Total Hours '000	Share in TSA %
All Radio	Q	49677	89	18.3	20.6	1022284	100.0
All BBC Radio	Q	33021	59	8.5	14.4	477081	46.7
All BBC Radio 15-44	Q	12386	48	4.0	8.3	102195	30.7
All BBC Radio 45+	Q	20635	68	12.4	18.2	374886	54.4
All BBC Network Radio ¹	Q	30296	54	7.5	13.9	421910	41.3
BBC Local Radio	Q	7824	14	1.0	7.1	55171	5.4
All Commercial Radio	Q	38188	68	9.3	13.6	520064	50.9
All Commercial Radio 15-44	Q	18315	71	8.6	12.1	220906	66.3
All Commercial Radio 45+	Q	19873	66	9.9	15.1	299158	43.4
All National Commercial ¹	Q	26227	47	4.5	9.6	252508	24.7
All Local Commercial (National TSA)	Q	25856	46	4.8	10.3	267556	26.2
Other Radio	Q	6687	12	0.4	3.8	25139	2.5

(1) See note on back cover.
For survey periods and other definitions please see back cover.
Please note that the information contained within this quarterly data release has yet to be announced or otherwise made public and as such could constitute relevant information for the purposes of section 118 of FSMA and non-public price sensitive information for the purposes of the Criminal Justice Act 1993. Failure to comply with this embargo could result in prosecution.

Source: "RAJAR/Ipsos/RSMB."

QUARTERLY SUMMARY OF RADIO LISTENING

 SURVEY PERIOD ENDING **18th September 2022** **PART 2 - NATIONAL SERVICES**

 **Embargoed**
until 00.01 am
27th October 2022


	Survey Period	Adults (15+) Pop'n '000	Weekly Reach '000	Weekly Reach %	Average Hours per head	Average Hours per listener	Total Hours '000	Share in TSA %
All BBC Network Radio ¹	Q	55964	30296	54	7.5	13.9	421910	41.3
BBC Radio 1	Q	55964	8145	15	0.9	6.0	48835	4.8
BBC Radio 2	Q	55964	14462	26	2.9	11.4	164491	16.1
BBC Radio 3	Q	55964	1708	3	0.2	7.9	13421	1.3
BBC Radio 4 (including 4 Extra)	Q	55964	10239	18	2.3	12.3	126448	12.4
BBC Radio 4	Q	55964	9802	18	2.0	11.4	111743	10.9
BBC Radio 4 Extra	Q	55964	1731	3	0.3	8.5	14705	1.4
BBC Radio 5 live (inc. sports extra)	Q	55964	5652	10	0.6	5.9	33359	3.3
BBC Radio 5 live	Q	55964	4874	9	0.5	5.6	27382	2.7
BBC Radio 5 live sports extra	Q	55964	1746	3	0.1	3.4	5977	0.6
BBC 6 Music	Q	55964	2465	4	0.4	9.8	24214	2.4
1Xtra from the BBC	H	55964	724	1	0.1	4.4	3183	0.3
BBC Asian Network UK	H	55964	476	1	*	5.4	2588	0.3
BBC World Service	Q	55964	1203	2	0.1	4.7	5634	0.6
All National Commercial ¹	Q	55964	26227	47	4.5	9.6	252508	24.7
Absolute Radio Network ²	H	55964	5255	9	0.7	7.0	36732	3.6
Absolute Radio	Q	55964	2488	4	0.3	7.3	18099	1.8
Absolute Radio 60s	H	55964	150	*	*	5.6	837	0.1
Absolute Radio 70s	H	55964	313	1	*	4.0	1253	0.1

Source: "RAJAR/Ipsos/RSMB."

(1-12) See note on back cover.

QUARTERLY SUMMARY OF RADIO LISTENING

 SURVEY PERIOD ENDING **18th September 2022** **PART 2 - NATIONAL SERVICES**

 **Embargoed**
until 00.01 am
27th October 2022


	Survey Period	Adults (15+) Pop'n '000	Weekly Reach '000	Weekly Reach %	Average Hours per head	Average Hours per listener	Total Hours '000	Share in TSA %
Absolute 80s	Q	55964	1545	3	0.1	4.7	7249	0.7
Absolute Radio 90s	H	55964	961	2	0.1	4.1	3970	0.4
Absolute Radio 00s	H	55964	244	*	*	2.8	689	0.1
Absolute Radio 10s	H	55964	116	*	*	2.6	305	*
Absolute Classic Rock	H	55964	866	2	0.1	5.0	4365	0.4
Absolute Radio Country	H	55964	282	1	*	5.2	1453	0.1
Boom Radio	Q	55964	443	1	0.1	8.9	3952	0.4
Capital Brand (UK) ⁶	H	55964	7358	13	0.7	5.2	38090	3.8
Capital Network (UK) ²	H	55964	5720	10	0.5	5.0	28667	2.8
Capital XTRA Brand UK ²	H	55964	1630	3	0.1	3.4	5501	0.5
Capital XTRA (UK) ²	H	55964	1427	3	0.1	3.2	4526	0.4
Capital XTRA Reloaded	Q	55964	324	1	*	2.7	878	0.1
Capital Dance	Q	55964	820	1	0.1	4.1	3327	0.3
Classic FM	Q	55964	4645	8	0.7	8.2	38280	3.7
GB News Radio	Q	55964	415	1	*	5.4	2257	0.2
Gold Network (UK) ²	H	55964	1671	3	0.3	8.5	14180	1.4
Greatest Hits Network ²	H	55964	4122	7	0.6	7.8	32168	3.2
Greatest Hits Radio ²	H	55964	3722	7	0.5	7.6	28151	2.8
Heart Brand (UK) ⁹	H	55964	10110	18	1.2	6.6	67013	6.6

Source: "RAJAR/Ipsos/RSMB."

(1-12) See note on back cover.

QUARTERLY SUMMARY OF RADIO LISTENING

 SURVEY PERIOD ENDING **18th September 2022** **PART 2 - NATIONAL SERVICES**

 **Embargoed**
until 00.01 am
27th October 2022


	Survey Period	Adults (15+) Pop'n '000	Weekly Reach '000	Weekly Reach %	Average Hours per head	Average Hours per listener	Total Hours '000	Share in TSA %
Heart 70s	Q	55964	630	1	*	4.0	2491	0.2
Heart 80s	Q	55964	1407	3	0.1	4.0	5609	0.5
Heart 90s	Q	55964	839	1	*	3.2	2725	0.3
Heart 00s	Q	55964	212	*	*	4.8	1027	0.1
Heart Dance	Q	55964	1007	2	0.1	4.6	4585	0.4
Heart Network (UK) ²	H	55964	7944	14	1.0	6.7	53191	5.3
Heat	H	55964	456	1	*	3.8	1754	0.2
Hits Radio Brand ¹²	H	55964	9792	17	1.5	8.7	85459	8.5
Hits Radio Network ²	H	55964	6570	12	1.0	8.1	53291	5.3
Hits Radio ²	H	55964	1233	2	0.1	3.5	4261	0.4
Jazz FM	H	55964	478	1	*	4.6	2210	0.2
Kerrang!	H	55964	341	1	*	4.7	1591	0.2
KISS Network ⁵	H	55964	4262	8	0.4	5.2	22240	2.2
KISS Fresh	H	55964	254	*	*	2.9	749	0.1
KISSTORY	Q	55964	2299	4	0.2	4.7	10767	1.1
LBC Brand (UK) ²	H	55964	3011	5	0.5	10.0	30025	3.0
Magic Network ⁸	H	55964	3694	7	0.4	5.7	21121	2.1
Magic at the Musicals	H	55964	169	*	*	3.8	639	0.1
Magic Chilled	H	55964	410	1	*	3.0	1210	0.1

Source: "RAJAR/Ipsos/RSMB."

(1-12) See note on back cover.

QUARTERLY SUMMARY OF RADIO LISTENING

 SURVEY PERIOD ENDING **PART 2 - NATIONAL SERVICES**
18th September 2022

 **Embargoed**
 until 00.01 am
 27th October 2022

	Survey Period	Adults (15+) Pop'n '000	Weekly Reach '000	Weekly Reach %	Average Hours per head	Average Hours per listener	Total Hours '000	Share in TSA %
Magic Soul	H	55964	455	1	*	4.4	1980	0.2
Mellow Magic	H	55964	544	1	*	4.6	2516	0.2
Planet Rock	Q	55964	1299	2	0.2	8.8	11451	1.1
Scala Radio	H	55964	265	*	*	8.7	2299	0.2
Smooth Brand (UK) ⁷	H	55964	5573	10	0.7	7.1	39315	3.9
Smooth Radio Chill	Q	55964	532	1	*	4.3	2260	0.2
Smooth Radio Country	Q	55964	326	1	*	6.6	2148	0.2
Smooth Radio Network (UK) ²	H	55964	4835	9	0.6	7.1	34251	3.4
Sunrise Radio National	Y	55964	348	1	*	3.6	1238	0.1
talkRADIO	H	55964	637	1	0.1	6.9	4372	0.4
talkSPORT Network ²	H	55964	2863	5	0.3	6.4	18436	1.8
Times Radio	H	55964	542	1	0.1	5.9	3191	0.3
Tomorrowland One World Radio	Q	55964	28	*	*	3.8	107	*
Virgin Radio Network	H	55964	1902	3	0.2	5.5	10497	1.0
Radio X Network (UK) ²	H	55964	1970	4	0.3	9.1	17987	1.8

(1-12) See note on back cover.

Source: "RAJAR/Ipsos/RSMB."

QUARTERLY SUMMARY OF RADIO LISTENING



SURVEY PERIOD ENDING
18th September 2022

PART 3 - INDIVIDUAL BBC SERVICES



Embargoed
until 00.01 am
27th October 2022

	Survey Period	Adults (15+) Pop'n '000	Weekly Reach '000	Weekly Reach %	Average Hours per head	Average Hours per listener	Total Hours '000	Share in TSA %
BBC NETWORK RADIO								
BBC Radio 1	Q	55964	8145	15	0.9	6.0	48835	4.8
BBC Radio 2	Q	55964	14462	26	2.9	11.4	164491	16.1
BBC Radio 3	Q	55964	1708	3	0.2	7.9	13421	1.3
BBC Radio 4 (including 4 Extra)	Q	55964	10239	18	2.3	12.3	126448	12.4
BBC Radio 4	Q	55964	9802	18	2.0	11.4	111743	10.9
BBC Radio 4 Extra	Q	55964	1731	3	0.3	8.5	14705	1.4
BBC Radio 5 live (inc. sports extra)	Q	55964	5652	10	0.6	5.9	33359	3.3
BBC Radio 5 live	Q	55964	4874	9	0.5	5.6	27382	2.7
BBC Radio 5 live sports extra	Q	55964	1746	3	0.1	3.4	5977	0.6
BBC 6 Music	Q	55964	2465	4	0.4	9.8	24214	2.4
1Xtra from the BBC	H	55964	724	1	0.1	4.4	3183	0.3
BBC Asian Network UK	H	55964	476	1	*	5.4	2588	0.3
BBC World Service	Q	55964	1203	2	0.1	4.7	5634	0.6
NATIONAL REGIONAL								
BBC Radio Scotland	H	4633	755	16	1.1	6.8	5108	6.3
BBC Radio Ulster ³	H	1540	469	30	3.0	10.0	4688	17.8
BBC Radio Wales	H	2660	298	11	1.0	9.0	2688	5.1
BBC Radio Cymru ³	H	2660	131	5	0.6	11.8	1545	2.9

Source: "RAJAR/Ipsos/RSMB."

(1-12) See note on back cover.

QUARTERLY SUMMARY OF RADIO LISTENING



SURVEY PERIOD ENDING
18th September 2022

PART 3 - INDIVIDUAL BBC SERVICES



Embargoed
until 00.01 am
27th October 2022

	Survey Period	Adults (15+) Pop'n '000	Weekly Reach '000	Weekly Reach %	Average Hours per head	Average Hours per listener	Total Hours '000	Share in TSA %
LOCAL								
BBC Local Radio in England	Q	45596	5775	13	0.9	6.8	39487	4.7
BBC Radio Berkshire	H	939	109	12	0.6	5.2	571	4.2
BBC Radio Bristol	H	931	94	10	0.5	4.9	457	2.5
BBC Radio Cambridgeshire	H	855	87	10	1.3	13.1	1145	6.9
BBC Radio Cornwall	H	491	125	25	5.0	19.5	2438	20.5
BBC CWR	H	852	47	6	0.4	6.6	312	2.2
BBC Radio Cumbria	H	422	71	17	1.1	6.7	479	6.1
BBC Radio Derby	H	686	109	16	1.9	12.1	1314	10.5
BBC Radio Devon	H	1034	142	14	1.4	10.0	1424	7.1
BBC Essex	H	1435	160	11	0.9	8.4	1336	4.6
BBC Radio Gloucestershire	H	529	79	15	1.1	7.6	605	6.0
BBC Hereford & Worcester	H	535	91	17	1.5	8.6	780	6.5
BBC Radio Humberside	H	773	136	18	1.1	6.4	867	5.8
BBC Radio Kent	H	1756	192	11	0.7	6.0	1144	3.0
BBC Radio Lancashire	H	1226	139	11	0.8	6.9	962	4.4
BBC Radio Leeds	H	1721	154	9	0.5	5.8	893	3.2
BBC Radio Leicester	H	876	129	15	0.9	6.2	794	5.1
BBC Radio Lincolnshire	H	583	63	11	1.3	12.2	766	6.1

Source: "RAJAR/Ipsos/RSMB."

(1-12) See note on back cover.

QUARTERLY SUMMARY OF RADIO LISTENING



SURVEY PERIOD ENDING
18th September 2022

PART 3 - INDIVIDUAL BBC SERVICES



Embargoed
until 00.01 am
27th October 2022

	Survey Period	Adults (15+) Pop'n '000	Weekly Reach '000	Weekly Reach %	Average Hours per head	Average Hours per listener	Total Hours '000	Share in TSA %
BBC Radio London	Q	12424	671	5	0.2	3.5	2327	1.1
BBC Radio Manchester	H	2317	198	9	0.5	6.2	1227	3.3
BBC Radio Merseyside	H	1723	203	12	1.2	10.6	2148	6.8
BBC Radio Newcastle	H	1497	195	13	0.8	5.9	1151	4.3
BBC Radio Norfolk	H	910	148	16	1.0	6.1	901	4.6
BBC Radio Northampton	H	545	69	13	1.4	11.5	789	8.1
BBC Radio Nottingham	H	1112	153	14	0.8	5.7	872	4.5
BBC Radio Oxford	H	550	88	16	0.9	5.7	502	5.0
BBC Radio Sheffield	H	1352	158	12	0.9	7.4	1169	4.6
BBC Radio Shropshire	H	434	61	14	1.3	9.0	545	6.6
Total BBC Radio Solent	Y	1904	256	13	1.0	7.6	1938	4.9
BBC Somerset	H	476	47	10	0.9	9.1	427	4.1
BBC Radio Stoke	H	702	119	17	1.7	10.3	1226	9.6
BBC Radio Suffolk	H	627	90	14	1.1	7.7	696	5.1
BBC Sussex and BBC Surrey	H	2680	203	8	0.3	4.5	912	1.7
BBC Radio Tees	H	803	115	14	0.8	5.8	665	4.3
BBC Three Counties Radio	H	1421	105	7	0.8	11.2	1173	4.7
BBC WM 95.6	H	2457	236	10	0.7	7.6	1795	4.5
BBC Radio Wiltshire/Swindon	H	645	64	10	0.3	3.5	222	1.6

Source: "RAJAR/Ipsos/RSMB."

(1-12) See note on back cover.

QUARTERLY SUMMARY OF RADIO LISTENING



SURVEY PERIOD ENDING
18th September 2022

PART 3 - INDIVIDUAL BBC SERVICES



Embargoed
until 00.01 am
27th October 2022

	Survey Period	Adults (15+) Pop'n '000	Weekly Reach '000	Weekly Reach %	Average Hours per head	Average Hours per listener	Total Hours '000	Share in TSA %
BBC Radio York	H	605	59	10	0.7	6.8	405	3.7
BBC Radio Guernsey	Y	52	18	35	2.7	7.8	141	14.9
BBC Radio Jersey	Y	93	20	22	1.9	8.8	180	9.3

(1-12) See note on back cover.

Source. "RAJAR/Ipsos/RSMB."

QUARTERLY SUMMARY OF RADIO LISTENING



SURVEY PERIOD ENDING
18th September 2022

PART 4 - NATIONAL COMMERCIAL GROUPS



Embargoed
until 00.01 am
27th October 2022

	Survey Period	Adults (15+) Pop'n '000	Weekly Reach '000	Weekly Reach %	Average Hours per head	Average Hours per listener	Total Hours '000	Share in TSA %
Bauer Media Audio UK - Total	H	55964	19771	35	3.3	9.3	183858	18.2
Absolute Radio Network ²	H	55964	5255	9	0.7	7.0	36732	3.6
Absolute Radio	Q	55964	2488	4	0.3	7.3	18099	1.8
Absolute Radio 60s	H	55964	150	*	*	5.6	837	0.1
Absolute Radio 70s	H	55964	313	1	*	4.0	1253	0.1
Absolute 80s	Q	55964	1545	3	0.1	4.7	7249	0.7
Absolute Radio 90s	H	55964	961	2	0.1	4.1	3970	0.4
Absolute Radio 00s	H	55964	244	*	*	2.8	689	0.1
Absolute Radio 10s	H	55964	116	*	*	2.6	305	*
Absolute Classic Rock	H	55964	866	2	0.1	5.0	4365	0.4
Absolute Radio Country	H	55964	282	1	*	5.2	1453	0.1
Hits Radio Brand ¹²	H	55964	9792	17	1.5	8.7	85459	8.5
Greatest Hits Network ²	H	55964	4122	7	0.6	7.8	32168	3.2
Greatest Hits Radio	H	55964	3722	7	0.5	7.6	28151	2.8
Greatest Hits Radio (Barnsley)	Y	224	50	22	3.1	13.9	695	17.2
Greatest Hits Radio (Bath & South West)	Y	377	32	8	0.9	10.4	332	4.0
Greatest Hits Radio (Berkshire & North Hampshire)	H	718	62	9	0.5	5.8	358	3.5
Greatest Hits Radio (Black Country & Shropshire)	H	1576	51	3	0.2	7.6	389	1.4
Greatest Hits Radio (Blackpool)	Y	236	35	15	1.2	8.4	294	6.8

Source: "RAJAR/Ipsos/RSMB."

(1-12) See note on back cover.

QUARTERLY SUMMARY OF RADIO LISTENING



SURVEY PERIOD ENDING
18th September 2022

PART 4 - NATIONAL COMMERCIAL GROUPS



Embargoed
until 00.01 am
27th October 2022

	Survey Period	Adults (15+) Pop'n '000	Weekly Reach '000	Weekly Reach %	Average Hours per head	Average Hours per listener	Total Hours '000	Share in TSA %
Greatest Hits Radio (Bolton)	Y	451	21	5	0.3	5.8	121	1.6
Greatest Hits Radio (Bradford & West Yorkshire)	H	803	94	12	1.0	8.6	806	6.2
Greatest Hits Radio (Bristol & South West)	H	891	101	11	0.9	7.5	761	4.4
Greatest Hits Radio (Bucks Beds & Herts)	Y	149	16	10	0.7	7.0	108	3.5
Greatest Hits Radio (Cornwall)	Y	517	25	5	0.3	5.3	135	1.1
Greatest Hits Radio (Coventry & Warwickshire)	H	760	39	5	0.4	8.2	323	2.5
Greatest Hits Radio (Cumbria)	Y	253	9	3	0.1	3.3	29	0.6
Greatest Hits Radio (Devon)	Y	269	35	13	1.1	8.6	301	5.0
Greatest Hits Radio (Doncaster)	Y	363	48	13	1.6	12.0	577	8.6
Greatest Hits Radio (Dorset)	Y	191	41	22	2.5	11.6	479	10.5
Greatest Hits Radio (East Midlands)	H	1808	49	3	0.2	6.0	295	0.9
Greatest Hits Radio (Essex)	Y	290	35	12	0.9	7.2	253	4.8
Greatest Hits Radio (Gloucestershire)	Y	405	19	5	0.3	7.3	139	1.8
Greatest Hits Radio (Greater Manchester)	H	2143	152	7	0.8	11.2	1698	4.8
Greatest Hits Radio (Great Yarmouth)	Y	181	35	19	1.8	9.2	318	7.9
Greatest Hits Radio (Harrogate & Yorkshire Dales)	Y	244	32	13	1.0	8.0	256	6.3
Greatest Hits Radio (Herefordshire & Worcestershire)	Y	508	29	6	0.5	8.4	245	2.3
Greatest Hits Radio (Lancashire)	H	793	20	2	0.1	5.5	109	0.8
Greatest Hits Radio (Leeds & West Yorkshire)	H	742	81	11	1.1	10.2	828	7.1

Source: "RAJAR/Ipsos/RSMB."

(1-12) See note on back cover.

QUARTERLY SUMMARY OF RADIO LISTENING



SURVEY PERIOD ENDING
18th September 2022

PART 4 - NATIONAL COMMERCIAL GROUPS



Embargoed
until 00.01 am
27th October 2022

	Survey Period	Adults (15+) Pop'n '000	Weekly Reach '000	Weekly Reach %	Average Hours per head	Average Hours per listener	Total Hours '000	Share in TSA %
Greatest Hits Radio (Lincolnshire Grimsby Stamford & Rutland)	H	970	57	6	0.6	9.9	569	2.9
Greatest Hits Radio (Liverpool)	H	1657	182	11	1.0	8.9	1612	5.2
Greatest Hits Radio (London)	Q	12424	874	7	0.3	4.4	3872	1.9
Greatest Hits Radio (North Derbyshire)	Y	428	39	9	0.9	10.0	386	4.5
Greatest Hits Radio (North Norfolk)	Y	82	14	17	1.2	7.0	98	5.5
Greatest Hits Radio (Norwich)	Y	508	68	13	1.2	8.6	589	5.5
Greatest Hits Radio (Plymouth)	Y	258	35	14	1.0	7.7	270	5.4
Greatest Hits Radio (Rotherham)	Y	214	35	16	2.4	15.0	523	11.1
Greatest Hits Radio (Salisbury)	Y	126	19	15	1.0	6.8	128	4.5
Greatest Hits Radio (Somerset)	Y	433	53	12	1.3	10.4	551	5.9
Greatest Hits Radio (South Derbyshire)	H	581	30	5	0.4	7.6	223	2.1
Greatest Hits Radio (South Wales)	Y	486	14	3	0.1	2.8	40	0.4
Greatest Hits Radio (South Yorkshire)	H	561	61	11	0.7	6.7	412	3.9
Greatest Hits Radio (Staffordshire & Cheshire)	H	829	40	5	0.5	9.4	375	2.5
Greatest Hits Radio (Surrey & East Hampshire)	H	613	58	9	0.8	8.6	498	4.3
Greatest Hits Radio (Swindon)	Y	260	21	8	0.6	8.0	166	3.2
Greatest Hits Radio (Teesside)	H	832	33	4	0.2	5.2	169	1.1
Greatest Hits Radio (Tyne & Wear)	H	1546	65	4	0.3	7.5	489	1.8
Greatest Hits Radio (Wakefield)	Y	320	48	15	1.6	10.5	499	8.6

Source: "RAJAR/Ipsos/RSMB."

(1-12) See note on back cover.

QUARTERLY SUMMARY OF RADIO LISTENING



SURVEY PERIOD ENDING
18th September 2022

PART 4 - NATIONAL COMMERCIAL GROUPS



Embargoed
until 00.01 am
27th October 2022

	Survey Period	Adults (15+) Pop'n '000	Weekly Reach '000	Weekly Reach %	Average Hours per head	Average Hours per listener	Total Hours '000	Share in TSA %
Greatest Hits Radio (Warrington)	Y	288	21	7	0.3	4.8	101	1.9
Greatest Hits Radio (West Midlands)	H	3907	274	7	0.5	7.6	2082	3.1
Greatest Hits Radio (West Norfolk)	Y	190	33	17	1.8	10.3	340	7.5
Greatest Hits Radio (West Sussex)	Y	214	28	13	1.5	11.5	325	7.4
Greatest Hits Radio (Wigan & St Helens)	Y	438	21	5	0.2	4.7	99	1.3
Greatest Hits Radio (York & North Yorkshire)	Y	373	47	13	0.7	5.7	269	4.1
Greatest Hits Radio (Yorkshire Coast)	Y	127	29	23	2.0	8.9	257	9.9
Hits Radio (Suffolk)	Y	309	5	2	0.2	12.1	59	0.9
Clyde 2	H	1953	172	9	0.7	7.8	1344	3.8
Downtown Country	H	1540	106	7	0.5	7.4	780	3.0
Forth 2	H	1195	73	6	0.5	8.4	614	3.3
Northsound 2	Y	344	24	7	0.5	7.0	165	3.1
Tay 2	Y	394	17	4	0.4	9.0	157	2.2
West Sound	Y	397	64	16	1.8	10.8	695	9.5
Hits Radio Network ²	H	55964	6570	12	1.0	8.1	53291	5.3
Hits Radio ²	H	55964	1233	2	0.1	3.5	4261	0.4
Hits Radio (Bournemouth & Poole) (was Fire Radio)	Y	422	20	5	0.2	4.4	86	1.0
Hits Radio (Bristol & South West) (was SAMfm)	H	891	24	3	0.1	4.4	105	0.6
Hits Radio (Manchester)	H	2607	247	9	0.6	5.9	1468	3.4

Source: "RAJAR/Ipsos/RSMB."

(1-12) See note on back cover.

QUARTERLY SUMMARY OF RADIO LISTENING



SURVEY PERIOD ENDING
18th September 2022

PART 4 - NATIONAL COMMERCIAL GROUPS



Embargoed
until 00.01 am
27th October 2022

	Survey Period	Adults (15+) Pop'n '000	Weekly Reach '000	Weekly Reach %	Average Hours per head	Average Hours per listener	Total Hours '000	Share in TSA %
96.4 FM The Wave	Y	486	93	19	1.9	10.0	934	10.3
Radio Borders	Y	112	46	42	4.0	9.7	448	22.3
CFM	Y	253	67	27	2.2	8.4	568	12.1
Radio City	H	1960	318	16	1.2	7.3	2312	6.4
Clyde 1	H	1953	678	35	3.3	9.4	6396	18.2
Cool FM	H	1540	434	28	1.9	6.8	2946	11.2
Downtown Radio	H	1540	302	20	1.7	8.5	2577	9.8
Forth 1	H	1195	315	26	2.9	10.9	3420	18.6
Free Radio (Birmingham)	H	2292	165	7	0.4	5.4	895	2.5
Free Radio (Black Country & Shropshire)	H	1576	85	5	0.3	4.9	414	1.4
Free Radio (Coventry & Warwickshire)	H	760	96	13	1.1	8.3	800	6.2
Free Radio (Herefordshire & Worcestershire)	Y	508	65	13	0.9	7.3	478	4.6
Gem	H	2468	318	13	1.1	8.2	2613	5.9
Hallam FM	H	1372	283	21	1.5	7.3	2066	8.0
Lincs FM	H	970	229	24	3.0	12.8	2928	14.7
Metro Radio	H	1546	302	20	1.6	8.4	2532	9.2
MFR	Y	255	113	44	5.1	11.5	1294	23.7
Northsound 1	Y	344	114	33	2.2	6.7	758	14.2
Pirate FM	Y	517	124	24	2.0	8.5	1047	8.8

Source: "RAJAR/Ipsos/RSMB."

(1-12) See note on back cover.

QUARTERLY SUMMARY OF RADIO LISTENING



SURVEY PERIOD ENDING
18th September 2022

PART 4 - NATIONAL COMMERCIAL GROUPS



Embargoed
until 00.01 am
27th October 2022

	Survey Period	Adults (15+) Pop'n '000	Weekly Reach '000	Weekly Reach %	Average Hours per head	Average Hours per listener	Total Hours '000	Share in TSA %
Pulse 1	H	1833	131	7	0.4	5.7	751	2.5
Rock FM	H	1295	209	16	1.3	7.9	1649	7.4
Signal One	H	829	172	21	1.9	9.3	1603	10.7
Tay FM	Y	394	129	33	2.8	8.5	1093	15.2
TFM	H	832	148	18	1.4	8.0	1178	7.3
Viking FM	H	926	175	19	1.3	6.8	1186	6.6
Wave 105	H	1872	380	20	2.8	13.6	5184	13.3
West FM	Y	288	92	32	2.8	8.8	805	15.1
Heat	H	55964	456	1	*	3.8	1754	0.2
Jazz FM	H	55964	478	1	*	4.6	2210	0.2
Kerrang!	H	55964	341	1	*	4.7	1591	0.2
KISS Network ⁵	H	55964	4262	8	0.4	5.2	22240	2.2
KISS	Q	55964	2702	5	0.2	3.7	9918	1.0
KISS (East)	H	2241	173	8	0.3	4.3	750	1.6
KISS (London)	Q	12424	1039	8	0.3	3.9	4030	2.0
KISS (West)	H	2562	275	11	0.6	5.1	1417	2.7
KISS Fresh	H	55964	254	*	*	2.9	749	0.1
KISSTORY	Q	55964	2299	4	0.2	4.7	10767	1.1
Magic Network ⁸	H	55964	3694	7	0.4	5.7	21121	2.1

Source: "RAJAR/Ipsos/RSMB."

(1-12) See note on back cover.

QUARTERLY SUMMARY OF RADIO LISTENING



SURVEY PERIOD ENDING
18th September 2022

PART 4 - NATIONAL COMMERCIAL GROUPS



Embargoed
until 00.01 am
27th October 2022

	Survey Period	Adults (15+) Pop'n '000	Weekly Reach '000	Weekly Reach %	Average Hours per head	Average Hours per listener	Total Hours '000	Share in TSA %
Magic ²	Q	55964	2847	5	0.3	6.0	17108	1.7
Magic (London)	Q	12424	1278	10	0.7	6.6	8445	4.1
Magic at the Musicals	H	55964	169	*	*	3.8	639	0.1
Magic Chilled	H	55964	410	1	*	3.0	1210	0.1
Magic Soul	H	55964	455	1	*	4.4	1980	0.2
Mellow Magic	H	55964	544	1	*	4.6	2516	0.2
Planet Rock	Q	55964	1299	2	0.2	8.8	11451	1.1
Scala Radio	H	55964	265	*	*	8.7	2299	0.2
Total Global Radio (UK)	H	55964	23953	43	4.0	9.4	224809	22.3
Capital Brand (UK) ⁶	H	55964	7358	13	0.7	5.2	38090	3.8
Capital Dance	Q	55964	820	1	0.1	4.1	3327	0.3
Capital Network (UK) ²	H	55964	5720	10	0.5	5.0	28667	2.8
Capital Liverpool ¹⁰	H	1103	193	17	1.0	5.9	1143	5.6
Capital London ¹⁰	Q	12424	1512	12	0.5	4.2	6329	3.1
Capital Mid Counties	Y	1127	135	12	0.8	7.0	939	4.7
Capital Mid Counties - North ¹⁰	Y	271	24	9	0.4	4.8	114	2.1
Capital Mid Counties - South ¹⁰	H	857	103	12	1.1	9.2	950	6.4
Capital Midlands	H	5690	741	13	0.8	6.2	4614	4.8
Capital Birmingham ¹⁰	H	2315	275	12	0.6	5.1	1396	3.8

Source: "RAJAR/Ipsos/RSMB."

(1-12) See note on back cover.

QUARTERLY SUMMARY OF RADIO LISTENING



SURVEY PERIOD ENDING
18th September 2022

PART 4 - NATIONAL COMMERCIAL GROUPS



Embargoed
until 00.01 am
27th October 2022

	Survey Period	Adults (15+) Pop'n '000	Weekly Reach '000	Weekly Reach %	Average Hours per head	Average Hours per listener	Total Hours '000	Share in TSA %
Capital East Midlands ¹⁰	H	2406	339	14	0.9	6.4	2159	5.0
Capital East Midlands - Derbyshire	H	565	63	11	0.7	6.0	372	3.7
Capital East Midlands - Leicestershire	H	829	123	15	0.9	6.3	776	5.1
Capital East Midlands - Nottinghamshire	H	1064	154	15	1.0	6.6	1018	5.3
Capital North East ¹⁰	H	2292	407	18	1.2	6.7	2718	6.5
Capital North West	H	3647	377	10	0.5	4.9	1850	3.0
Capital Lancashire ¹⁰	H	598	45	8	0.4	4.7	212	2.1
Capital Manchester ¹⁰	H	3049	332	11	0.5	4.9	1639	3.2
Capital North West and Wales ¹⁰	H	1053	95	9	0.5	5.5	528	2.4
Capital Scotland ¹¹	H	2921	403	14	0.5	3.9	1559	3.2
Capital South	H	1596	205	13	0.5	4.2	858	2.5
Capital Brighton ¹⁰	Y	383	23	6	0.3	4.4	102	1.3
Capital South Coast ¹⁰	H	1214	181	15	0.7	4.4	798	3.1
Capital South Wales ¹¹	H	1079	196	18	0.7	3.9	765	3.6
Capital Yorkshire ¹⁰	H	4736	791	17	1.0	6.0	4732	5.5
Capital XTRA Brand UK ²	H	55964	1630	3	0.1	3.4	5501	0.5
Capital XTRA (UK) ²	H	55964	1427	3	0.1	3.2	4526	0.4
Capital XTRA (London)	Q	12424	621	5	0.2	3.7	2286	1.1
Capital XTRA Reloaded	Q	55964	324	1	*	2.7	878	0.1

Source: "RAJAR/Ipsos/RSMB."

(1-12) See note on back cover.

QUARTERLY SUMMARY OF RADIO LISTENING



SURVEY PERIOD ENDING
18th September 2022

PART 4 - NATIONAL COMMERCIAL GROUPS



Embargoed
until 00.01 am
27th October 2022

	Survey Period	Adults (15+) Pop'n '000	Weekly Reach '000	Weekly Reach %	Average Hours per head	Average Hours per listener	Total Hours '000	Share in TSA %
Classic FM	Q	55964	4645	8	0.7	8.2	38280	3.7
Gold Network (UK) ²	H	55964	1671	3	0.3	8.5	14180	1.4
Gold Cambridgeshire	H	911	53	6	0.3	6.0	317	1.8
Gold East Midlands	H	2994	130	4	0.5	10.6	1376	2.6
Gold London	Q	12424	421	3	0.3	8.1	3416	1.7
Gold Manchester	H	3049	88	3	0.3	9.3	816	1.6
Heart Brand (UK) ⁹	H	55964	10110	18	1.2	6.6	67013	6.6
Heart 70s	Q	55964	630	1	*	4.0	2491	0.2
Heart 80s	Q	55964	1407	3	0.1	4.0	5609	0.5
Heart 90s	Q	55964	839	1	*	3.2	2725	0.3
Heart 00s	Q	55964	212	*	*	4.8	1027	0.1
Heart Dance	Q	55964	1007	2	0.1	4.6	4585	0.4
Heart Network (UK) ²	H	55964	7944	14	1.0	6.7	53191	5.3
Heart East	H	5790	1104	19	1.5	7.9	8765	7.8
Heart Cambridgeshire ¹⁰	H	911	142	16	1.8	11.3	1598	9.0
Heart East Anglia	H	1294	325	25	1.9	7.5	2433	8.8
Heart East Anglia - Norfolk ¹⁰	H	696	196	28	2.2	7.7	1505	9.8
Heart East Anglia - Suffolk ¹⁰	H	598	130	22	1.6	7.2	928	7.5
Heart Essex	H	1437	187	13	1.0	7.6	1422	4.8

Source: "RAJAR/Ipsos/RSMB."

(1-12) See note on back cover.

QUARTERLY SUMMARY OF RADIO LISTENING



SURVEY PERIOD ENDING
18th September 2022

PART 4 - NATIONAL COMMERCIAL GROUPS



Embargoed
until 00.01 am
27th October 2022

	Survey Period	Adults (15+) Pop'n '000	Weekly Reach '000	Weekly Reach %	Average Hours per head	Average Hours per listener	Total Hours '000	Share in TSA %
Heart Essex - Chelmsford & Southend ¹⁰	H	1129	154	14	1.1	8.2	1253	5.2
Heart Essex - Colchester ¹⁰	Y	204	22	11	0.5	4.9	105	2.9
Heart Essex - Harlow ¹⁰	Y	102	13	13	0.3	2.6	34	1.8
Heart Four Counties	H	2294	451	20	1.4	7.3	3312	8.1
Heart Four Counties - Bedfordshire ¹⁰	Y	342	69	20	1.3	6.5	455	7.3
Heart Four Counties - Beds/Bucks/Herts ¹⁰	H	767	156	20	1.3	6.6	1033	7.5
Heart Four Counties - 96.6 FM Hertfordshire ¹¹	H	727	45	6	0.5	8.8	390	2.9
Heart Four Counties - Milton Keynes ¹⁰	Y	262	47	18	0.9	4.9	227	5.1
Heart Four Counties - Northamptonshire ¹⁰	H	601	146	24	1.8	7.6	1109	10.4
Heart London ¹⁰	Q	12424	1835	15	0.9	6.0	11084	5.4
Heart North East ¹⁰	H	2349	291	12	0.8	6.6	1921	4.4
Heart North Wales ¹¹	H	735	115	16	1.6	10.2	1175	7.5
Heart North West Group	H	6112	671	11	0.8	7.1	4790	4.5
Heart North Lancs & Cumbria	Y	288	65	22	1.9	8.6	558	11.1
Heart North West ¹⁰	H	5823	613	11	0.8	7.1	4384	4.3
Heart Scotland	H	2887	376	13	0.6	4.4	1652	3.4
Heart Scotland East ¹⁰	H	1223	119	10	0.5	4.9	579	3.1
Heart Scotland West ¹⁰	H	1664	258	15	0.6	4.2	1072	3.6
Heart South	H	6198	1123	18	1.3	7.0	7828	6.3

Source: "RAJAR/Ipsos/RSMB."

(1-12) See note on back cover.

QUARTERLY SUMMARY OF RADIO LISTENING



SURVEY PERIOD ENDING
18th September 2022

PART 4 - NATIONAL COMMERCIAL GROUPS



Embargoed
until 00.01 am
27th October 2022

	Survey Period	Adults (15+) Pop'n '000	Weekly Reach '000	Weekly Reach %	Average Hours per head	Average Hours per listener	Total Hours '000	Share in TSA %
Heart Kent ¹⁰	H	1314	243	18	1.3	7.0	1688	5.9
Heart Solent	H	1898	304	16	1.2	7.8	2357	6.0
Heart Solent - Dorset ¹⁰	H	634	95	15	0.9	6.1	581	4.7
Heart Solent - Hampshire ¹⁰	H	1263	209	17	1.4	8.5	1776	6.6
Heart Sussex	H	1450	238	16	1.2	7.3	1746	5.5
Heart Sussex - North ¹⁰	Y	292	27	9	0.4	3.9	107	2.1
Heart Sussex - South ¹⁰	H	1158	219	19	1.4	7.5	1653	6.2
Heart Thames Valley	H	1536	338	22	1.3	6.0	2037	7.9
Heart Thames Valley - Berks & N.Hants ¹⁰	H	806	212	26	1.6	6.3	1326	11.0
Heart Thames Valley - Oxfordshire ¹⁰	H	730	127	17	1.0	5.6	711	5.2
Heart South Wales ¹⁰	H	1956	450	23	1.8	8.0	3609	9.5
Heart West	H	3915	806	21	1.4	7.0	5673	7.1
Heart South West	H	1525	358	24	1.6	7.0	2503	7.8
Heart South West - Cornwall ¹⁰	Y	461	117	25	1.9	7.5	873	8.1
Heart South West - Exeter ¹⁰	Y	342	56	16	1.0	6.1	341	5.4
Heart South West - North Devon ¹⁰	Y	162	34	21	1.8	8.8	296	9.0
Heart South West - Plymouth & South Hams ¹⁰	Y	346	94	27	2.2	8.0	748	11.2
Heart South West - Torbay ¹⁰	Y	216	49	23	1.6	7.0	342	6.9
Heart West Country	H	2390	448	19	1.3	7.1	3170	6.5

Source: "RAJAR/Ipsos/RSMB."

(1-12) See note on back cover.

QUARTERLY SUMMARY OF RADIO LISTENING



SURVEY PERIOD ENDING
18th September 2022

PART 4 - NATIONAL COMMERCIAL GROUPS



Embargoed
until 00.01 am
27th October 2022

	Survey Period	Adults (15+) Pop'n '000	Weekly Reach '000	Weekly Reach %	Average Hours per head	Average Hours per listener	Total Hours '000	Share in TSA %
Heart West Country - Bristol/Weston & Bath ¹⁰	H	981	174	18	1.1	6.3	1106	5.9
Heart West Country - Gloucestershire ¹⁰	Y	450	87	19	1.3	6.8	588	6.7
Heart West Country - Somerset ¹⁰	Y	433	97	22	1.8	7.9	765	8.2
Heart West Country - Wiltshire ¹⁰	Y	526	109	21	1.7	8.2	892	7.9
Heart West Midlands ¹⁰	H	3947	548	14	0.8	6.0	3276	4.9
Heart Yorkshire ¹¹	H	3260	419	13	0.8	6.0	2518	4.4
LBC Brand (UK) ²	H	55964	3011	5	0.5	10.0	30025	3.0
LBC (UK)	H	55964	2453	4	0.5	11.1	27252	2.7
LBC London	Q	12424	1357	11	1.2	11.4	15523	7.6
LBC News (UK)	H	55964	863	2	*	3.2	2773	0.3
LBC News (London) ¹⁰	Q	12424	438	4	0.1	3.1	1358	0.7
Smooth Brand (UK) ⁷	H	55964	5573	10	0.7	7.1	39315	3.9
Smooth Radio Chill	Q	55964	532	1	*	4.3	2260	0.2
Smooth Radio Country	Q	55964	326	1	*	6.6	2148	0.2
Smooth Radio Network (UK) ²	H	55964	4835	9	0.6	7.1	34251	3.4
Smooth Radio Devon	H	1087	42	4	0.3	6.5	274	1.2
Smooth Radio East Anglia	H	1294	65	5	0.4	8.4	551	2.0
Smooth Radio East Midlands ¹¹	H	3236	415	13	1.1	8.8	3668	6.2
Smooth Radio Essex	H	1437	49	3	0.2	6.6	322	1.1

Source: "RAJAR/Ipsos/RSMB."

(1-12) See note on back cover.

QUARTERLY SUMMARY OF RADIO LISTENING



SURVEY PERIOD ENDING
18th September 2022

PART 4 - NATIONAL COMMERCIAL GROUPS



Embargoed
until 00.01 am
27th October 2022

	Survey Period	Adults (15+) Pop'n '000	Weekly Reach '000	Weekly Reach %	Average Hours per head	Average Hours per listener	Total Hours '000	Share in TSA %
Smooth Radio Kent	H	1314	69	5	0.3	5.4	377	1.3
Smooth Radio Lake District ¹⁰	Y	53	8	16	1.1	6.7	57	5.9
Smooth Radio London ¹⁰	Q	12424	818	7	0.3	5.3	4300	2.1
Smooth Radio North East ¹¹	H	2349	516	22	2.1	9.5	4915	11.3
Smooth Radio North West ¹¹	H	5823	970	17	1.3	7.7	7492	7.3
Smooth Radio North West and Wales	H	1053	77	7	0.7	9.2	706	3.2
Smooth Radio Scotland ¹¹	H	1891	356	19	1.1	6.1	2152	6.3
Smooth Radio Solent	H	1898	62	3	0.2	4.9	303	0.8
Smooth Radio South Wales	H	1079	104	10	0.5	5.4	565	2.6
Smooth Radio Sussex	H	1487	57	4	0.3	6.6	375	1.2
Smooth Radio Thames Valley	H	1536	37	2	0.1	5.6	204	0.8
Smooth Radio Three Counties	H	1577	67	4	0.3	6.2	411	1.5
Smooth Radio West Country	H	2390	82	3	0.2	6.4	523	1.1
Smooth Radio West Midlands ¹¹	H	3947	454	12	0.9	8.2	3745	5.6
Radio X Network (UK) ²	H	55964	1970	4	0.3	9.1	17987	1.8
Radio X London	Q	12424	423	3	0.2	7.0	2967	1.5
Radio X Manchester	H	3049	211	7	0.6	8.9	1885	3.7
Sunrise Radio National	Y	55964	348	1	*	3.6	1238	0.1
Sunrise Radio London	Y	12425	176	1	*	3.3	589	0.3

Source: "RAJAR/Ipsos/RSMB."

(1-12) See note on back cover.

QUARTERLY SUMMARY OF RADIO LISTENING



SURVEY PERIOD ENDING
18th September 2022

PART 4 - NATIONAL COMMERCIAL GROUPS



Embargoed
until 00.01 am
27th October 2022

	Survey Period	Adults (15+) Pop'n '000	Weekly Reach '000	Weekly Reach %	Average Hours per head	Average Hours per listener	Total Hours '000	Share in TSA %
Total Wireless	H	55964	5679	10	0.7	6.8	38544	3.8
Wireless National Network	H	55964	5494	10	0.7	6.6	36496	3.6
Wireless Speech Network	H	55964	3803	7	0.5	6.8	25998	2.6
talkRADIO	H	55964	637	1	0.1	6.9	4372	0.4
talkSPORT Network ²	H	55964	2863	5	0.3	6.4	18436	1.8
talkSPORT	H	55964	2705	5	0.3	6.5	17699	1.8
talkSPORT2	H	55964	296	1	*	2.5	736	0.1
Times Radio	H	55964	542	1	0.1	5.9	3191	0.3
Virgin Radio Network	H	55964	1902	3	0.2	5.5	10497	1.0
Virgin Radio	H	55964	1330	2	0.1	6.3	8337	0.8
Virgin Radio Anthems	H	55964	299	1	*	4.3	1291	0.1
Virgin Radio Chilled	H	55964	271	*	*	2.5	679	0.1
Virgin Radio Groove	H	55964	215	*	*	0.9	189	*
U105 (Greater Belfast)	H	925	186	20	2.1	10.3	1923	12.7
U105 (Outside Belfast)	Y	616	27	4	0.2	5.6	153	1.3

Source: "RAJAR/Ipsos/RSMB."

(1-12) See note on back cover.

QUARTERLY SUMMARY OF RADIO LISTENING



SURVEY PERIOD ENDING
18th September 2022

PART 5 - LOCAL COMMERCIAL GROUPS AND INDIVIDUAL SERVICES



Embargoed
until 00.01 am
27th October 2022

	Survey Period	Adults (15+) Pop'n '000	Weekly Reach '000	Weekly Reach %	Average Hours per head	Average Hours per listener	Total Hours '000	Share in TSA %
All Local Commercial Radio (ILR)	Q	55823	25837	46	4.8	10.4	267482	26.2
Boom Radio	Q	55964	443	1	0.1	8.9	3952	0.4
Central FM	Y	220	30	14	1.1	7.8	236	7.8
Communicorp UK	H	19855	3157	16	1.2	7.3	23026	6.5
Capital Scotland	H	2921	403	14	0.5	3.9	1559	3.2
Capital South Wales	H	1079	196	18	0.7	3.9	765	3.6
Heart Four Counties - 96.6 FM Hertfordshire	H	727	45	6	0.5	8.8	390	2.9
Heart North Wales	H	735	115	16	1.6	10.2	1175	7.5
Heart Yorkshire	H	3260	419	13	0.8	6.0	2518	4.4
Smooth Radio East Midlands	H	3236	415	13	1.1	8.8	3668	6.2
Smooth Radio North East	H	2349	516	22	2.1	9.5	4915	11.3
Smooth Radio North West	H	5823	970	17	1.3	7.7	7492	7.3
XS Manchester	H	3049	104	3	0.2	5.2	542	1.1
CountryLine Radio (was Chris Country Radio)	H	12425	36	*	*	5.2	185	0.1
Total Dee Radio Group	Y	3738	46	1	0.1	4.8	223	0.3
Cheshire's Silk 106.9	Y	190	7	4	0.4	10.4	77	1.9
Chester's Dee 106.3 (Dee on DAB)	Y	201	16	8	0.4	4.7	78	1.8
Love 80s Liverpool	Y	1030	6	1	*	3.9	25	0.1
Love 80s Manchester	Y	2317	16	1	*	2.7	44	0.1

Source: "RAJAR/Ipsos/RSMB."

(1-12) See note on back cover.

QUARTERLY SUMMARY OF RADIO LISTENING



SURVEY PERIOD ENDING
18th September 2022

PART 5 - LOCAL COMMERCIAL GROUPS AND INDIVIDUAL SERVICES



Embargoed
until 00.01 am
27th October 2022

	Survey Period	Adults (15+) Pop'n '000	Weekly Reach '000	Weekly Reach %	Average Hours per head	Average Hours per listener	Total Hours '000	Share in TSA %
Total Radio Essex	H	1343	93	7	0.5	7.1	660	2.4
Radio Essex	H	745	32	4	0.3	6.8	221	1.3
Radio Essex DAB	Y	1345	67	5	0.3	6.9	462	1.7
3FM	Y	67	20	30	2.4	8.0	164	12.7
Fosse 107	Y	369	10	3	0.2	8.4	81	1.2
Fun Kids (London)	H	12425	62	*	*	2.5	156	0.1
GB News Radio	Q	55964	415	1	*	5.4	2257	0.2
IOW Radio	Y	124	31	25	1.6	6.5	201	7.5
Total JACK	H	538	62	12	0.7	6.0	369	3.7
JACK 2 Hits	Y	539	15	3	0.1	3.5	51	0.5
106 JACKfm (Oxford)	H	538	47	9	0.5	5.7	270	2.7
JACK 3 Chill	H	538	16	3	0.1	4.5	73	0.7
Kingdom FM	Y	295	51	17	1.2	6.7	344	7.2
KMFM Group	H	1315	178	14	0.8	5.7	1010	3.5
KMFM East	H	614	87	14	0.6	4.5	396	3.0
KMFM West	H	701	91	13	0.9	6.8	614	4.0
Total Lyca	Y	12425	134	1	0.1	6.6	885	0.4
1458 Lyca Radio	Y	12425	69	1	*	4.1	285	0.1
Lyca Gold (surveyed as 1035 Dilse Radio)	Y	12425	48	*	*	7.5	356	0.2

Source: "RAJAR/Ipsos/RSMB."

(1-12) See note on back cover.

QUARTERLY SUMMARY OF RADIO LISTENING



SURVEY PERIOD ENDING
18th September 2022

PART 5 - LOCAL COMMERCIAL GROUPS AND INDIVIDUAL SERVICES



Embargoed
until 00.01 am
27th October 2022

	Survey Period	Adults (15+) Pop'n '000	Weekly Reach '000	Weekly Reach %	Average Hours per head	Average Hours per listener	Total Hours '000	Share in TSA %
Time FM 107.5	Y	482	24	5	0.5	10.3	244	3.9
Radio Mansfield 103.2	Y	167	26	16	1.7	11.0	292	8.2
Manx Radio	Y	67	26	39	4.5	11.6	303	23.5
Mi-Soul	H	12425	135	1	*	4.0	533	0.3
More Radio Total	H	476	54	11	1.7	15.3	823	7.8
More Radio East	Y	377	39	10	1.6	15.1	587	6.8
More Radio West	Y	100	7	7	0.3	4.3	28	1.4
Nation Broadcasting Group	H	21417	876	4	0.3	6.1	5376	1.5
106.3 Bridge FM	Y	135	16	12	1.5	12.6	196	8.3
Radio Carmarthenshire	Y	143	19	13	1.0	7.3	137	4.8
Dragon Radio Wales	Y	2660	57	2	0.1	4.9	281	0.5
Easy Radio South (was Hits Radio South Coast)	H	1220	47	4	0.2	4.0	188	0.7
Easy Radio Wales (was Breezy / Swansea Bay Radio)	Y	486	11	2	0.1	4.1	45	0.5
Nation Radio East Yorkshire (was GHR Hull and East Yorkshire)	Y	468	75	16	1.6	10.2	764	8.7
Nation Radio Scotland Total	H	3086	87	3	0.2	7.3	633	1.2
Nation Radio Scotland (East)	H	1195	14	1	0.1	5.3	74	0.4
Nation Radio Scotland (West)	H	1891	73	4	0.3	7.7	559	1.6
Nation Radio South (was GHR South Coast)	H	2206	245	11	0.6	5.8	1430	3.1
Nation Radio Suffolk (was GHR Ipswich)	Y	309	33	11	1.1	10.8	355	5.2

Source: "RAJAR/Ipsos/RSMB."

(1-12) See note on back cover.

QUARTERLY SUMMARY OF RADIO LISTENING



SURVEY PERIOD ENDING
18th September 2022

PART 5 - LOCAL COMMERCIAL GROUPS AND INDIVIDUAL SERVICES



Embargoed
until 00.01 am
27th October 2022

	Survey Period	Adults (15+) Pop'n '000	Weekly Reach '000	Weekly Reach %	Average Hours per head	Average Hours per listener	Total Hours '000	Share in TSA %
Nation Radio UK	H	12425	87	1	*	1.0	87	*
Nation Radio Wales	H	1789	150	8	0.4	4.2	633	1.8
102.5 Radio Pembrokeshire	Y	106	20	19	1.7	9.1	179	8.0
Sun FM Radio	Y	271	28	10	1.0	9.3	262	6.0
Original 106 (Aberdeen)	Y	344	72	21	1.7	8.0	576	10.8
Panjab Radio	H	12425	92	1	*	3.6	336	0.2
Premier Christian Radio	Q	12424	71	1	*	4.1	291	0.1
Pure Radio Scotland	Y	344	3	1	0.1	6.7	20	0.4
Pure Radio Scotland (Central)	H	2921	36	1	0.1	5.5	196	0.4
Pure Radio Scotland (Tayside)	Y	214	13	6	0.3	5.4	69	1.9
Q Radio	H	1540	241	16	1.1	7.2	1738	6.6
Radio Exe	Y	760	23	3	0.2	5.7	132	0.9
Star Radio Cambridge	H	527	27	5	0.4	7.5	203	2.0
Tindle Radio Group	Y	145	80	55	6.1	11.0	882	30.5
Channel 103 FM	Y	93	55	60	6.8	11.5	634	32.6
Island FM 104.7	Y	52	25	48	4.8	10.0	248	26.1
Tomorrowland One World Radio	Q	55964	28	*	*	3.8	107	*
The Voice	Y	162	17	11	1.2	11.2	192	5.9

Source: "RAJAR/Ipsos/RSMB."

(1-12) See note on back cover.

QUARTERLY SUMMARY OF RADIO LISTENING



SURVEY PERIOD ENDING
18th September 2022

PART 6 - DEMOGRAPHIC ANALYSIS



Embargoed
until 00.01 am
27th October 2022

	Survey Period	Adults (15+) Pop'n '000	Weekly Reach '000	Weekly Reach %	Average Hours per head	Average Hours per listener	Total Hours '000	Share in TSA %
ALL COMMERCIAL 15+	Q	55964	38188	68	9.3	13.6	520064	50.9
Children 10-14	Q	4213	2844	68	4.9	7.2	20603	71.6
15-24	Q	7866	5014	64	6.2	9.7	48483	67.1
25-44	Q	17772	13301	75	9.7	13.0	172423	66.1
45-64	Q	17376	12568	72	11.3	15.7	197084	50.3
65+	Q	12950	7305	56	7.9	14.0	102075	34.3
Main Shoppers	Q	49116	33626	68	9.5	13.8	465606	49.9
Main Shoppers with children	Q	12328	9370	76	10.5	13.9	130017	62.4
ABC1	Q	31188	21284	68	8.4	12.3	262018	46.4
C2DE	Q	24776	16904	68	10.4	15.3	258046	56.3
ALL BBC 15+	Q	55964	33021	59	8.5	14.4	477081	46.7
Children 10-14	Q	4213	1637	39	1.7	4.3	7044	24.5
15-24	Q	7866	3335	42	2.7	6.4	21212	29.4
25-44	Q	17772	9051	51	4.6	8.9	80982	31.1
45-64	Q	17376	11360	65	10.7	16.4	185913	47.4
65+	Q	12950	9275	72	14.6	20.4	188973	63.6
Main Shoppers	Q	49116	29758	61	9.0	14.9	444360	47.7
Main Shoppers with children	Q	12328	6660	54	5.9	11.0	73292	35.2
ABC1	Q	31188	20298	65	9.3	14.4	291480	51.7
C2DE	Q	24776	12723	51	7.5	14.6	185600	40.5

Source: "RAJAR/Ipsos/RSMB."

(1-12) See note on back cover.

QUARTERLY SUMMARY OF RADIO LISTENING

DEFINITIONS	
(1)	Audiences in local analogue areas excluded from 'All BBC Network Radio' and 'All National Commercial' totals.
(2)	National groups that are a combination of analogue and digital broadcast.
(3)	Audience to 'Opt-out' services included.
(4)	Station owned by Communicorp Group Limited.
(5)	Includes Kisstory and Kiss Fresh.
(6)	Includes Capital Network (UK), Capital XTRA (UK), Capital XTRA Reloaded & Capital Dance.
(7)	Includes Smooth Radio Network (UK), Smooth Radio Chill & Smooth Radio Country.
(8)	Includes Magic Chilled, Mellow Magic, Magic Soul & Magic at the Musicals.
(9)	Includes Heart Network (UK), Heart 70s, 80s, 90s & Heart Dance.
(10)	Includes listening to the national station.
(11)	Station owned by Communicorp Group Limited and includes listening to the national station.
(12)	Includes Greatest Hits Network and Hits Radio Network.

AREAS	
United Kingdom (Parts 1 and 6)	(including Channel Islands and Isle of Man)
Editorial Areas (Part 3)	BBC stations' defined service areas
Total Survey Areas (Parts 4 and 5)	Commercial stations' defined marketing areas
In Part 1 'BBC Local/Regional' and 'All Local Commercial' include listening to local stations outside their own Editorial/Total Survey Areas.	In Parts 3 and 5 'BBC Local Radio' and 'All Local Commercial Radio' are based on the net Editorial/Total Survey Area of the individual services making up the network.

SURVEY PERIODS		
Code	Fieldwork Dates	Sample size* (No. of diaries)
Q	27th June 2022 - 18th September 2022	32,044
H	4th April 2022 - 18th September 2022	77,670
Y	20th September 2021 - 18th September 2022	164,917

UNIQUE SAMPLE		
Code	Fieldwork Dates	Unique Sample
Q	27th June 2022 - 18th September 2022	21,728

TERMS	
Weekly reach	The number in thousands or as a percentage of the UK/area adult population who listen to a station for at least 5 minutes in the course of an average week
Average hours	The total hours of listening to a station during the course of a week, averaged: per head – across the total adult population of the UK/area per listener – across all those listening to the station for at least 5 minutes
Total hours	The overall number of hours of adult listening to a station in the UK/area in an average week
Share in TSA	The percentage of total listening time accounted for by a station in the UK/area in an average week

please note that Sample Sizes refer to the number of diaries rather than participants, and includes panellists who may contribute up to 3 diaries per Quarter.