

QUARTERLY SUMMARY OF RADIO LISTENING



SURVEY PERIOD ENDING
18th December 2022

PART 1 - UNITED KINGDOM
(INCLUDING CHANNEL ISLANDS AND ISLE OF MAN)



ADULTS AGED 15 AND OVER:
POPULATION 55,964,000



Embargoed
until 00.01 am
2nd February 2023

	Survey Period	Weekly Reach '000	Weekly Reach %	Average Hours per head	Average Hours per listener	Total Hours '000	Share in TSA %
All Radio	Q	49696	89	18.0	20.3	1009624	100.0
All BBC Radio	Q	33233	59	8.5	14.3	475951	47.1
All BBC Radio 15-44	Q	12380	48	4.0	8.3	102458	31.6
All BBC Radio 45+	Q	20853	69	12.3	17.9	373493	54.5
All BBC Network Radio ¹	Q	30510	55	7.5	13.8	421268	41.7
BBC Local Radio	Q	7779	14	1.0	7.0	54684	5.4
All Commercial Radio	Q	38080	68	9.1	13.3	507152	50.2
All Commercial Radio 15-44	Q	18026	70	8.2	11.7	210834	64.9
All Commercial Radio 45+	Q	20054	66	9.8	14.8	296318	43.3
All National Commercial ¹	Q	26249	47	4.5	9.6	250968	24.9
All Local Commercial (National TSA)	Q	25364	45	4.6	10.1	256183	25.4
Other Radio	Q	6436	12	0.5	4.1	26521	2.6

(1) See note on back cover.
For survey periods and other definitions please see back cover.
Please note that the information contained within this quarterly data release has yet to be announced or otherwise made public and as such could constitute relevant information for the purposes of section 118 of FSMA and non-public price sensitive information for the purposes of the Criminal Justice Act 1993. Failure to comply with this embargo could result in prosecution.

Source: "RAJAR/Ipsos/RSMB."

QUARTERLY SUMMARY OF RADIO LISTENING



SURVEY PERIOD ENDING
18th December 2022

PART 2 - NATIONAL SERVICES



Embargoed
until 00.01 am
2nd February 2023


	Survey Period	Adults (15+) Pop'n '000	Weekly Reach '000	Weekly Reach %	Average Hours per head	Average Hours per listener	Total Hours '000	Share in TSA %
All BBC Network Radio ¹	Q	55964	30510	55	7.5	13.8	421268	41.7
BBC Radio 1	Q	55964	7795	14	0.9	6.1	47690	4.7
BBC Radio 2	Q	55964	14287	26	2.8	11.0	156703	15.5
BBC Radio 3	Q	55964	1867	3	0.2	7.4	13868	1.4
BBC Radio 4 (including 4 Extra)	Q	55964	10557	19	2.3	12.1	128199	12.7
BBC Radio 4	Q	55964	10081	18	2.0	11.3	114360	11.3
BBC Radio 4 Extra	Q	55964	1790	3	0.2	7.7	13838	1.4
BBC Radio 5 live (inc. sports extra)	Q	55964	6220	11	0.7	6.0	37579	3.7
BBC Radio 5 live	Q	55964	5565	10	0.6	5.9	32948	3.3
BBC Radio 5 live sports extra	Q	55964	1644	3	0.1	2.8	4631	0.5
BBC 6 Music	Q	55964	2504	4	0.5	10.3	25676	2.5
1Xtra from the BBC	H	55964	756	1	0.1	3.8	2855	0.3
BBC Asian Network UK	H	55964	460	1	*	6.0	2737	0.3
BBC World Service	Q	55964	1308	2	0.1	4.9	6439	0.6
All National Commercial ¹	Q	55964	26249	47	4.5	9.6	250968	24.9
Absolute Radio Network ²	H	55964	5217	9	0.6	7.0	36281	3.6
Absolute Radio	Q	55964	2125	4	0.3	6.9	14655	1.5
Absolute Radio 60s	H	55964	133	*	*	5.2	694	0.1
Absolute Radio 70s	H	55964	295	1	*	2.8	828	0.1

(1-11) See note on back cover.

Source: "RAJAR/Ipsos/RSMB."

QUARTERLY SUMMARY OF RADIO LISTENING

 SURVEY PERIOD ENDING **PART 2 - NATIONAL SERVICES**
18th December 2022

 **Embargoed**
until 00.01 am
2nd February 2023


	Survey Period	Adults (15+) Pop'n '000	Weekly Reach '000	Weekly Reach %	Average Hours per head	Average Hours per listener	Total Hours '000	Share in TSA %
Absolute 80s	Q	55964	1524	3	0.1	4.6	7049	0.7
Absolute Radio 90s	H	55964	991	2	0.1	4.2	4126	0.4
Absolute Radio 00s	H	55964	305	1	*	2.9	892	0.1
Absolute Radio 10s	H	55964	143	*	*	1.6	224	*
Absolute Classic Rock	H	55964	887	2	0.1	5.5	4862	0.5
Absolute Radio Country	H	55964	281	1	*	5.0	1392	0.1
Boom Radio	Q	55964	531	1	0.1	11.0	5817	0.6
Capital Brand (UK) ⁶	H	55964	7672	14	0.7	5.4	41096	4.0
Capital Network (UK) ²	H	55964	5914	11	0.5	5.1	30172	3.0
Capital XTRA Brand UK ²	H	55964	1699	3	0.1	3.8	6429	0.6
Capital XTRA (UK) ²	H	55964	1485	3	0.1	3.5	5146	0.5
Capital XTRA Reloaded	Q	55964	412	1	*	3.4	1418	0.1
Capital Dance	Q	55964	912	2	0.1	4.7	4278	0.4
Classic FM	Q	55964	4970	9	0.7	8.1	40175	4.0
GB News Radio	Q	55964	306	1	*	7.0	2136	0.2
Gold Network (UK) ²	H	55964	1684	3	0.2	8.2	13742	1.4
Greatest Hits Network ²	H	55964	4368	8	0.6	7.5	32572	3.2
Greatest Hits Radio ²	H	55964	3977	7	0.5	7.1	28319	2.8
Heart Brand (UK) ⁹	H	55964	10860	19	1.3	6.7	73261	7.2

(1-11) See note on back cover.

Source: "RAJAR/Ipsos/RSMB."

QUARTERLY SUMMARY OF RADIO LISTENING

 SURVEY PERIOD ENDING **PART 2 - NATIONAL SERVICES**
18th December 2022

 **Embargoed**
until 00.01 am
2nd February 2023


	Survey Period	Adults (15+) Pop'n '000	Weekly Reach '000	Weekly Reach %	Average Hours per head	Average Hours per listener	Total Hours '000	Share in TSA %
Heart 70s	Q	55964	591	1	*	3.8	2225	0.2
Heart 80s	Q	55964	1265	2	0.1	3.9	4881	0.5
Heart 90s	Q	55964	861	2	0.1	3.5	2986	0.3
Heart 00s	Q	55964	326	1	*	5.0	1626	0.2
Heart Dance	Q	55964	742	1	*	3.7	2752	0.3
Heart Network (UK) ²	H	55964	8655	15	1.0	6.7	57887	5.7
Heat	H	55964	502	1	*	3.9	1981	0.2
Hits Radio Brand ¹¹	H	55964	10077	18	1.5	8.5	85223	8.4
Hits Radio Network ²	H	55964	6637	12	0.9	7.9	52652	5.2
Hits Radio ²	H	55964	1341	2	0.1	3.3	4397	0.4
Jazz FM	H	55964	511	1	*	3.9	2001	0.2
Kerrang!	H	55964	327	1	*	4.9	1596	0.2
KISS Network ⁵	H	55964	4249	8	0.4	5.2	22056	2.2
KISS Fresh	H	55964	241	*	*	2.9	705	0.1
KISSTORY	Q	55964	2265	4	0.2	4.1	9323	0.9
LBC Brand (UK) ²	H	55964	3140	6	0.5	9.7	30389	3.0
Magic Network ⁸	H	55964	3779	7	0.4	5.9	22148	2.2
Magic at the Musicals	H	55964	136	*	*	3.6	492	*
Magic Chilled	H	55964	448	1	*	3.6	1618	0.2

(1-11) See note on back cover.

Source: "RAJAR/Ipsos/RSMB."

QUARTERLY SUMMARY OF RADIO LISTENING

 SURVEY PERIOD ENDING **PART 2 - NATIONAL SERVICES**
18th December 2022

 **Embargoed**
 until 00.01 am
 2nd February 2023

	Survey Period	Adults (15+) Pop'n '000	Weekly Reach '000	Weekly Reach %	Average Hours per head	Average Hours per listener	Total Hours '000	Share in TSA %
Magic Soul	H	55964	418	1	*	4.8	2015	0.2
Mellow Magic	H	55964	556	1	0.1	5.2	2864	0.3
Planet Rock	Q	55964	1248	2	0.2	9.1	11360	1.1
Scala Radio	H	55964	233	*	*	8.8	2053	0.2
Smooth Brand (UK) ⁷	H	55964	5828	10	0.8	7.3	42309	4.2
Smooth Radio Chill	Q	55964	460	1	*	5.4	2464	0.2
Smooth Radio Country	Q	55964	304	1	*	6.8	2077	0.2
Smooth Radio Network (UK) ²	H	55964	5143	9	0.7	7.3	37300	3.7
Sunrise Radio National	Y	55964	313	1	*	4.3	1345	0.1
TalkRadio	H	55964	608	1	0.1	7.7	4692	0.5
talkSPORT Network ²	H	55964	3146	6	0.3	6.0	18998	1.9
Times Radio	H	55964	563	1	0.1	6.1	3410	0.3
Tomorrowland One World Radio	Q	55964	19	*	*	1.6	31	*
Virgin Radio Network	H	55964	1927	3	0.2	5.7	11041	1.1
Radio X Network (UK) ²	H	55964	1986	4	0.3	8.5	16879	1.7

(1-11) See note on back cover.

Source: "RAJAR/Ipsos/RSMB."

QUARTERLY SUMMARY OF RADIO LISTENING



SURVEY PERIOD ENDING
18th December 2022

PART 3 - INDIVIDUAL BBC SERVICES



Embargoed
until 00.01 am
2nd February 2023

	Survey Period	Adults (15+) Pop'n '000	Weekly Reach '000	Weekly Reach %	Average Hours per head	Average Hours per listener	Total Hours '000	Share in TSA %
BBC NETWORK RADIO								
BBC Radio 1	Q	55964	7795	14	0.9	6.1	47690	4.7
BBC Radio 2	Q	55964	14287	26	2.8	11.0	156703	15.5
BBC Radio 3	Q	55964	1867	3	0.2	7.4	13868	1.4
BBC Radio 4 (including 4 Extra)	Q	55964	10557	19	2.3	12.1	128199	12.7
BBC Radio 4	Q	55964	10081	18	2.0	11.3	114360	11.3
BBC Radio 4 Extra	Q	55964	1790	3	0.2	7.7	13838	1.4
BBC Radio 5 live (inc. sports extra)	Q	55964	6220	11	0.7	6.0	37579	3.7
BBC Radio 5 live	Q	55964	5565	10	0.6	5.9	32948	3.3
BBC Radio 5 live sports extra	Q	55964	1644	3	0.1	2.8	4631	0.5
BBC 6 Music	Q	55964	2504	4	0.5	10.3	25676	2.5
1Xtra from the BBC	H	55964	756	1	0.1	3.8	2855	0.3
BBC Asian Network UK	H	55964	460	1	*	6.0	2737	0.3
BBC World Service	Q	55964	1308	2	0.1	4.9	6439	0.6
NATIONAL REGIONAL								
BBC Radio Scotland	H	4633	780	17	1.1	6.4	4975	6.2
BBC Radio Ulster ³	H	1541	475	31	3.4	11.1	5269	19.3
BBC Radio Wales	H	2660	309	12	1.0	8.6	2668	5.0
BBC Radio Cymru ³	H	2660	135	5	0.7	13.5	1825	3.4

(1-11) See note on back cover.

Source: "RAJAR/Ipsos/RSMB."

QUARTERLY SUMMARY OF RADIO LISTENING



SURVEY PERIOD ENDING
18th December 2022

PART 3 - INDIVIDUAL BBC SERVICES



Embargoed
until 00.01 am
2nd February 2023

	Survey Period	Adults (15+) Pop'n '000	Weekly Reach '000	Weekly Reach %	Average Hours per head	Average Hours per listener	Total Hours '000	Share in TSA %
LOCAL								
BBC Local Radio in England	Q	45596	5657	12	0.8	6.8	38618	4.7
BBC Radio Berkshire	H	939	118	13	0.7	5.4	643	4.4
BBC Radio Bristol	H	931	107	11	0.6	4.9	524	3.0
BBC Radio Cambridgeshire	H	854	77	9	1.1	12.2	939	5.4
BBC Radio Cornwall	H	492	116	24	3.9	16.6	1923	16.6
BBC CWR	H	852	57	7	0.6	8.8	503	3.5
BBC Radio Cumbria	H	423	82	19	1.5	7.8	637	8.2
BBC Radio Derby	H	687	128	19	1.9	9.9	1271	10.2
BBC Radio Devon	H	1034	150	15	1.4	9.7	1449	7.1
BBC Essex	H	1435	134	9	1.1	11.2	1510	5.4
BBC Radio Gloucestershire	H	529	74	14	1.1	7.8	574	5.1
BBC Hereford & Worcester	H	534	92	17	2.2	13.0	1199	10.4
BBC Radio Humberside	H	774	122	16	1.4	9.0	1092	7.0
BBC Radio Kent	H	1756	175	10	0.5	5.1	896	2.3
BBC Radio Lancashire	H	1227	163	13	0.9	6.5	1054	5.2
BBC Radio Leeds	H	1721	172	10	0.5	5.1	873	2.9
BBC Radio Leicester	H	876	117	13	0.8	5.6	659	4.5
BBC Radio Lincolnshire	H	584	70	12	1.0	8.2	573	4.3

(1-11) See note on back cover.

Source: "RAJAR/Ipsos/RSMB."

QUARTERLY SUMMARY OF RADIO LISTENING



SURVEY PERIOD ENDING
18th December 2022

PART 3 - INDIVIDUAL BBC SERVICES



Embargoed
until 00.01 am
2nd February 2023

	Survey Period	Adults (15+) Pop'n '000	Weekly Reach '000	Weekly Reach %	Average Hours per head	Average Hours per listener	Total Hours '000	Share in TSA %
BBC Radio London	Q	12425	625	5	0.2	3.4	2154	1.0
BBC Radio Manchester	H	2317	194	8	0.5	6.2	1203	3.3
BBC Radio Merseyside	H	1724	240	14	1.6	11.2	2698	8.3
BBC Radio Newcastle	H	1498	192	13	0.9	6.7	1296	4.6
BBC Radio Norfolk	H	911	158	17	1.2	6.8	1071	5.5
BBC Radio Northampton	H	545	68	13	1.1	9.2	627	6.3
BBC Radio Nottingham	H	1113	131	12	0.6	5.4	701	3.4
BBC Radio Oxford	H	549	79	14	1.0	6.7	532	5.4
BBC Radio Sheffield	H	1352	160	12	0.7	5.7	914	3.9
BBC Radio Shropshire	H	435	67	15	0.9	5.9	392	4.8
Total BBC Radio Solent	Y	1904	209	11	0.9	8.5	1771	4.4
BBC Somerset	H	476	55	11	0.9	7.5	408	3.9
BBC Radio Stoke	H	703	117	17	1.4	8.6	1004	8.6
BBC Radio Suffolk	H	627	89	14	1.4	9.8	871	6.6
BBC Sussex and BBC Surrey	H	2680	210	8	0.5	5.9	1241	2.3
BBC Radio Tees	H	803	109	14	0.6	4.5	492	3.2
BBC Three Counties Radio	H	1421	101	7	0.8	11.6	1172	4.6
BBC WM 95.6	H	2457	239	10	0.7	7.3	1750	4.1
BBC Radio Wiltshire/Swindon	H	646	64	10	0.3	3.3	214	1.5

(1-11) See note on back cover.

Source: "RAJAR/Ipsos/RSMB."

QUARTERLY SUMMARY OF RADIO LISTENING



SURVEY PERIOD ENDING
18th December 2022

PART 3 - INDIVIDUAL BBC SERVICES



Embargoed
until 00.01 am
2nd February 2023

	Survey Period	Adults (15+) Pop'n '000	Weekly Reach '000	Weekly Reach %	Average Hours per head	Average Hours per listener	Total Hours '000	Share in TSA %
BBC Radio York	H	605	59	10	0.7	6.8	398	3.6
BBC Radio Guernsey	Y	52	18	34	2.5	7.6	133	13.5
BBC Radio Jersey	Y	92	23	24	2.2	8.8	199	10.0

(1-11) See note on back cover.

QUARTERLY SUMMARY OF RADIO LISTENING



SURVEY PERIOD ENDING
18th December 2022

PART 4 - NATIONAL COMMERCIAL GROUPS



Embargoed
until 00.01 am
2nd February 2023

	Survey Period	Adults (15+) Pop'n '000	Weekly Reach '000	Weekly Reach %	Average Hours per head	Average Hours per listener	Total Hours '000	Share in TSA %
Bauer Media Audio UK - Total	H	55964	20026	36	3.3	9.2	184317	18.1
Absolute Radio Network ²	H	55964	5217	9	0.6	7.0	36281	3.6
Absolute Radio	Q	55964	2125	4	0.3	6.9	14655	1.5
Absolute Radio 60s	H	55964	133	*	*	5.2	694	0.1
Absolute Radio 70s	H	55964	295	1	*	2.8	828	0.1
Absolute 80s	Q	55964	1524	3	0.1	4.6	7049	0.7
Absolute Radio 90s	H	55964	991	2	0.1	4.2	4126	0.4
Absolute Radio 00s	H	55964	305	1	*	2.9	892	0.1
Absolute Radio 10s	H	55964	143	*	*	1.6	224	*
Absolute Classic Rock	H	55964	887	2	0.1	5.5	4862	0.5
Absolute Radio Country	H	55964	281	1	*	5.0	1392	0.1
Hits Radio Brand ¹¹	H	55964	10077	18	1.5	8.5	85223	8.4
Greatest Hits Network ²	H	55964	4368	8	0.6	7.5	32572	3.2
Greatest Hits Radio	H	55964	3977	7	0.5	7.1	28319	2.8
Greatest Hits Radio (Barnsley)	Y	224	47	21	2.9	13.6	639	15.5
Greatest Hits Radio (Bath & South West)	Y	377	26	7	0.7	10.4	267	3.1
Greatest Hits Radio (Berkshire & North Hampshire)	H	717	60	8	0.6	7.4	441	3.9
Greatest Hits Radio (Black Country & Shropshire)	H	1577	58	4	0.2	5.7	332	1.1
Greatest Hits Radio (Blackpool)	Y	236	34	14	1.2	8.3	281	6.7

(1-11) See note on back cover.

Source: "RAJAR/Ipsos/RSMB."

QUARTERLY SUMMARY OF RADIO LISTENING



SURVEY PERIOD ENDING
18th December 2022

PART 4 - NATIONAL COMMERCIAL GROUPS



Embargoed
until 00.01 am
2nd February 2023

	Survey Period	Adults (15+) Pop'n '000	Weekly Reach '000	Weekly Reach %	Average Hours per head	Average Hours per listener	Total Hours '000	Share in TSA %
Greatest Hits Radio (Bolton)	Y	451	18	4	0.3	6.3	113	1.5
Greatest Hits Radio (Bradford & West Yorkshire)	H	803	78	10	0.8	7.8	609	4.5
Greatest Hits Radio (Bristol & South West)	H	891	107	12	0.9	7.7	819	4.9
Greatest Hits Radio (Bucks Beds & Herts)	Y	149	13	9	0.6	6.3	84	2.7
Greatest Hits Radio (Cornwall)	Y	518	26	5	0.4	8.4	223	1.9
Greatest Hits Radio (Coventry & Warwickshire)	H	760	39	5	0.4	7.7	298	2.4
Greatest Hits Radio (Cumbria)	Y	254	6	2	0.1	2.9	17	0.4
Greatest Hits Radio (Devon)	Y	269	37	14	1.3	9.3	343	5.7
Greatest Hits Radio (Doncaster)	Y	362	46	13	1.4	11.4	521	7.8
Greatest Hits Radio (Dorset East)	Y	422	1	*	*	9.7	14	0.2
Greatest Hits Radio (Dorset West)	Y	191	39	20	2.2	11.0	428	9.6
Greatest Hits Radio (East Midlands)	H	1809	57	3	0.3	8.1	465	1.5
Greatest Hits Radio (East Yorkshire & Northern Lincolnshire)	H	926	38	4	0.4	10.4	393	2.1
Greatest Hits Radio (Essex)	H	580	49	8	0.6	7.6	372	3.2
Greatest Hits Radio (Gloucestershire)	Y	405	19	5	0.4	9.5	182	2.3
Greatest Hits Radio (Greater Manchester)	H	2155	175	8	1.0	11.9	2085	6.0
Greatest Hits Radio (Great Yarmouth)	Y	180	39	22	1.9	8.7	340	8.9
Greatest Hits Radio (Harrogate & Yorkshire Dales)	Y	244	30	12	0.9	6.9	209	5.3
Greatest Hits Radio (Herefordshire & Worcestershire)	Y	507	29	6	0.5	9.4	271	2.6

(1-11) See note on back cover.

Source. "RAJAR/Ipsos/RSMB."

QUARTERLY SUMMARY OF RADIO LISTENING



SURVEY PERIOD ENDING
18th December 2022

PART 4 - NATIONAL COMMERCIAL GROUPS



Embargoed
until 00.01 am
2nd February 2023

	Survey Period	Adults (15+) Pop'n '000	Weekly Reach '000	Weekly Reach %	Average Hours per head	Average Hours per listener	Total Hours '000	Share in TSA %
Greatest Hits Radio (Lancashire)	H	792	28	4	0.1	2.8	79	0.6
Greatest Hits Radio (Leeds & West Yorkshire)	H	743	94	13	1.5	12.3	1151	8.9
Greatest Hits Radio (Lincolnshire Stamford & Rutland)	H	970	36	4	0.5	13.1	469	2.2
Greatest Hits Radio (Liverpool)	H	1667	213	13	1.1	8.3	1767	5.5
Greatest Hits Radio (London)	Q	12425	937	8	0.4	4.9	4559	2.2
Greatest Hits Radio (North Derbyshire)	Y	483	39	8	0.7	9.1	354	3.8
Greatest Hits Radio (North Norfolk)	Y	81	14	17	1.5	8.7	121	7.0
Greatest Hits Radio (Norwich)	Y	508	64	13	1.1	8.7	559	5.2
Greatest Hits Radio (Plymouth)	Y	258	29	11	0.9	7.6	220	4.5
Greatest Hits Radio (Rotherham)	Y	214	40	19	2.8	14.9	596	13.2
Greatest Hits Radio (Salisbury)	Y	126	23	18	1.6	8.9	203	7.7
Greatest Hits Radio (Somerset)	Y	433	50	12	1.2	10.7	536	5.6
Greatest Hits Radio (South Coast)	H	2206	26	1	*	4.2	110	0.2
Greatest Hits Radio (South Derbyshire)	H	581	26	5	0.3	5.9	154	1.5
Greatest Hits Radio (South Wales)	H	1673	86	5	0.2	3.2	276	0.9
Greatest Hits Radio (South Yorkshire)	H	561	61	11	0.7	6.4	396	4.4
Greatest Hits Radio (Staffordshire & Cheshire)	H	861	41	5	0.4	9.2	376	2.6
Greatest Hits Radio (Suffolk) (was Hits Radio (Suffolk))	Y	310	6	2	0.2	8.9	56	0.8
Greatest Hits Radio (Surrey & East Hampshire)	H	613	44	7	0.5	7.5	331	2.9

(1-11) See note on back cover.

Source: "RAJAR/Ipsos/RSMB."

QUARTERLY SUMMARY OF RADIO LISTENING



SURVEY PERIOD ENDING
18th December 2022

PART 4 - NATIONAL COMMERCIAL GROUPS



Embargoed
until 00.01 am
2nd February 2023

	Survey Period	Adults (15+) Pop'n '000	Weekly Reach '000	Weekly Reach %	Average Hours per head	Average Hours per listener	Total Hours '000	Share in TSA %
Greatest Hits Radio (Swindon)	Y	259	23	9	0.6	7.2	163	3.1
Greatest Hits Radio (Teesside)	H	832	38	5	0.3	6.5	245	1.5
Greatest Hits Radio (Tyne & Wear)	H	1546	74	5	0.3	7.2	535	1.9
Greatest Hits Radio (Wakefield)	Y	320	44	14	1.4	10.3	457	7.7
Greatest Hits Radio (Warrington)	Y	288	20	7	0.4	5.5	112	2.2
Greatest Hits Radio (West Midlands)	H	3907	289	7	0.6	8.0	2324	3.4
Greatest Hits Radio (West Norfolk)	Y	190	37	19	1.8	9.5	351	7.7
Greatest Hits Radio (West Sussex)	Y	214	37	17	2.2	12.5	461	10.1
Greatest Hits Radio (Wigan & St Helens)	Y	438	20	4	0.2	4.9	96	1.2
Greatest Hits Radio (York & North Yorkshire)	Y	372	49	13	0.8	5.8	281	4.3
Greatest Hits Radio (Yorkshire Coast)	Y	127	30	24	2.2	9.4	286	11.1
Clyde 2	H	1954	166	9	0.7	7.9	1309	3.7
Downtown Country	H	1541	114	7	0.6	8.7	995	3.6
Forth 2	H	1196	74	6	0.6	9.7	717	3.9
Northsound 2	Y	344	22	7	0.5	7.2	162	3.3
Tay 2	Y	395	18	5	0.5	9.9	183	2.8
West Sound	Y	396	69	17	1.9	11.2	765	10.0
Hits Radio Network ²	H	55964	6637	12	0.9	7.9	52652	5.2
Hits Radio ²	H	55964	1341	2	0.1	3.3	4397	0.4

(1-11) See note on back cover.

Source. "RAJAR/Ipsos/RSMB."

QUARTERLY SUMMARY OF RADIO LISTENING



SURVEY PERIOD ENDING
18th December 2022

PART 4 - NATIONAL COMMERCIAL GROUPS



Embargoed
until 00.01 am
2nd February 2023

	Survey Period	Adults (15+) Pop'n '000	Weekly Reach '000	Weekly Reach %	Average Hours per head	Average Hours per listener	Total Hours '000	Share in TSA %
Hits Radio (Bournemouth & Poole)	Y	422	20	5	0.3	6.6	133	1.7
Hits Radio (Bristol & South West) (was SAMfm)	H	891	22	2	0.1	5.4	119	0.7
Hits Radio (Manchester)	H	2607	261	10	0.6	5.7	1478	3.5
Hits Radio (South Coast)	H	1629	7	*	*	1.8	13	*
96.4 FM The Wave	Y	486	99	20	1.9	9.3	920	10.0
Radio Borders	Y	112	45	40	3.9	9.6	431	21.7
CFM	Y	254	72	28	2.2	7.7	554	11.7
Radio City	H	1960	303	15	1.1	7.1	2141	5.8
Clyde 1	H	1954	664	34	3.3	9.8	6504	18.2
Cool FM	H	1541	470	30	2.0	6.4	3017	11.0
Downtown Radio	H	1541	305	20	1.5	7.8	2379	8.7
Forth 1	H	1196	331	28	2.9	10.5	3466	18.9
Free Radio (Birmingham)	H	2292	190	8	0.6	6.8	1295	3.3
Free Radio (Black Country & Shropshire)	H	1577	83	5	0.3	5.1	427	1.4
Free Radio (Coventry & Warwickshire)	H	760	115	15	1.1	7.0	808	6.4
Free Radio (Herefordshire & Worcestershire)	Y	507	65	13	1.0	7.6	498	4.7
Gem	H	2490	269	11	0.9	8.0	2155	4.9
Hallam FM	H	1373	251	18	1.5	8.0	2005	8.4
Lincs FM	H	970	239	25	3.2	12.9	3087	14.8

(1-11) See note on back cover.

Source: "RAJAR/Ipsos/RSMB."

QUARTERLY SUMMARY OF RADIO LISTENING



SURVEY PERIOD ENDING
18th December 2022

PART 4 - NATIONAL COMMERCIAL GROUPS



Embargoed
until 00.01 am
2nd February 2023

	Survey Period	Adults (15+) Pop'n '000	Weekly Reach '000	Weekly Reach %	Average Hours per head	Average Hours per listener	Total Hours '000	Share in TSA %
Metro Radio	H	1546	330	21	1.8	8.5	2812	9.8
MFR	Y	255	119	47	4.8	10.3	1228	23.4
Northsound 1	Y	344	105	30	1.9	6.3	662	13.6
Pirate FM	Y	518	138	27	2.5	9.4	1298	11.2
Pulse 1	H	1833	138	8	0.5	6.3	874	2.7
Rock FM	H	1295	196	15	1.3	8.5	1669	7.4
Signal One	H	861	176	20	1.6	7.8	1377	9.4
Tay FM	Y	395	122	31	2.7	8.7	1061	16.4
TFM	H	832	137	16	0.8	5.1	700	4.4
Viking FM	H	926	184	20	1.4	7.1	1298	7.1
Wave 105	H	1873	395	21	2.9	13.5	5337	13.4
West FM	Y	287	96	33	2.5	7.5	715	13.1
Heat	H	55964	502	1	*	3.9	1981	0.2
Jazz FM	H	55964	511	1	*	3.9	2001	0.2
Kerrang!	H	55964	327	1	*	4.9	1596	0.2
KISS Network ⁵	H	55964	4249	8	0.4	5.2	22056	2.2
KISS	Q	55964	2438	4	0.2	4.5	10908	1.1
KISS (East)	H	2241	189	8	0.4	4.4	827	1.8
KISS (London)	Q	12425	893	7	0.3	4.1	3654	1.8

(1-11) See note on back cover.

Source: "RAJAR/Ipsos/RSMB."

QUARTERLY SUMMARY OF RADIO LISTENING



SURVEY PERIOD ENDING
18th December 2022

PART 4 - NATIONAL COMMERCIAL GROUPS



Embargoed
until 00.01 am
2nd February 2023

	Survey Period	Adults (15+) Pop'n '000	Weekly Reach '000	Weekly Reach %	Average Hours per head	Average Hours per listener	Total Hours '000	Share in TSA %
KISS (West)	H	2561	282	11	0.8	6.9	1948	3.8
KISS Fresh	H	55964	241	*	*	2.9	705	0.1
KISSTORY	Q	55964	2265	4	0.2	4.1	9323	0.9
Magic Network ⁸	H	55964	3779	7	0.4	5.9	22148	2.2
Magic ²	Q	55964	2895	5	0.3	5.3	15335	1.5
Magic (London)	Q	12425	1311	11	0.6	6.0	7887	3.8
Magic at the Musicals	H	55964	136	*	*	3.6	492	*
Magic Chilled	H	55964	448	1	*	3.6	1618	0.2
Magic Soul	H	55964	418	1	*	4.8	2015	0.2
Mellow Magic	H	55964	556	1	0.1	5.2	2864	0.3
Planet Rock	Q	55964	1248	2	0.2	9.1	11360	1.1
Scala Radio	H	55964	233	*	*	8.8	2053	0.2
Total Global Radio (UK)	H	55964	24816	44	4.2	9.5	235483	23.2
Capital Brand (UK) ⁶	H	55964	7672	14	0.7	5.4	41096	4.0
Capital Dance	Q	55964	912	2	0.1	4.7	4278	0.4
Capital Network (UK) ²	H	55964	5914	11	0.5	5.1	30172	3.0
Capital Liverpool ¹⁰	H	1102	171	15	0.8	5.4	922	4.4
Capital London ¹⁰	Q	12425	1631	13	0.6	4.4	7219	3.5
Capital Mid Counties	Y	1127	149	13	0.9	6.6	975	5.1

(1-11) See note on back cover.

Source: "RAJAR/Ipsos/RSMB."

QUARTERLY SUMMARY OF RADIO LISTENING



SURVEY PERIOD ENDING
18th December 2022

PART 4 - NATIONAL COMMERCIAL GROUPS



Embargoed
until 00.01 am
2nd February 2023

	Survey Period	Adults (15+) Pop'n '000	Weekly Reach '000	Weekly Reach %	Average Hours per head	Average Hours per listener	Total Hours '000	Share in TSA %
Capital Mid Counties - North ¹⁰	Y	270	30	11	0.7	6.3	190	3.8
Capital Mid Counties - South ¹⁰	H	857	129	15	0.8	5.3	682	4.6
Capital Midlands	H	5690	801	14	0.8	5.5	4415	4.4
Capital Birmingham ¹⁰	H	2315	284	12	0.5	4.5	1270	3.2
Capital East Midlands ¹⁰	H	2406	358	15	0.9	6.2	2227	5.2
Capital East Midlands - Derbyshire	H	565	60	11	0.7	6.1	368	3.6
Capital East Midlands - Leicestershire	H	829	146	18	1.1	6.2	908	6.6
Capital East Midlands - Nottinghamshire	H	1063	154	14	0.9	6.3	964	4.8
Capital North East ¹⁰	H	2293	419	18	1.3	7.0	2929	6.8
Capital North West	H	3647	373	10	0.5	4.9	1830	3.1
Capital Lancashire ¹⁰	H	598	50	8	0.4	4.2	213	2.2
Capital Manchester ¹⁰	H	3049	322	11	0.5	5.0	1618	3.3
Capital North West and Wales ¹⁰	H	1053	90	9	0.6	6.9	619	2.8
Capital Scotland ⁴	H	2921	389	13	0.5	3.8	1494	3.0
Capital South	H	1596	174	11	0.5	4.6	805	2.4
Capital Brighton ¹⁰	Y	383	22	6	0.2	3.8	85	1.1
Capital South Coast ¹⁰	H	1213	153	13	0.6	4.9	748	2.8
Capital South Wales ⁴	H	1080	175	16	0.6	3.4	602	2.9
Capital Yorkshire ¹⁰	H	4736	842	18	1.1	6.3	5299	6.2

(1-11) See note on back cover.

Source: "RAJAR/Ipsos/RSMB."

QUARTERLY SUMMARY OF RADIO LISTENING



SURVEY PERIOD ENDING
18th December 2022

PART 4 - NATIONAL COMMERCIAL GROUPS



Embargoed
until 00.01 am
2nd February 2023

	Survey Period	Adults (15+) Pop'n '000	Weekly Reach '000	Weekly Reach %	Average Hours per head	Average Hours per listener	Total Hours '000	Share in TSA %
Capital XTRA Brand UK ²	H	55964	1699	3	0.1	3.8	6429	0.6
Capital XTRA (UK) ²	H	55964	1485	3	0.1	3.5	5146	0.5
Capital XTRA (London)	Q	12425	663	5	0.2	3.7	2437	1.2
Capital XTRA Reloaded	Q	55964	412	1	*	3.4	1418	0.1
Classic FM	Q	55964	4970	9	0.7	8.1	40175	4.0
Gold Network (UK) ²	H	55964	1684	3	0.2	8.2	13742	1.4
Gold Cambridgeshire	H	912	46	5	0.4	7.0	320	1.7
Gold East Midlands	H	2994	125	4	0.3	8.2	1020	1.9
Gold London	Q	12425	336	3	0.2	6.8	2280	1.1
Gold Manchester	H	3049	92	3	0.2	7.7	705	1.4
Heart Brand (UK) ⁹	H	55964	10860	19	1.3	6.7	73261	7.2
Heart 70s	Q	55964	591	1	*	3.8	2225	0.2
Heart 80s	Q	55964	1265	2	0.1	3.9	4881	0.5
Heart 90s	Q	55964	861	2	0.1	3.5	2986	0.3
Heart 00s	Q	55964	326	1	*	5.0	1626	0.2
Heart Dance	Q	55964	742	1	*	3.7	2752	0.3
Heart Network (UK) ²	H	55964	8655	15	1.0	6.7	57887	5.7
Heart East	H	5789	1154	20	1.5	7.7	8841	7.8
Heart Cambridgeshire ¹⁰	H	912	171	19	2.0	10.4	1780	9.4

(1-11) See note on back cover.

Source: "RAJAR/Ipsos/RSMB."

QUARTERLY SUMMARY OF RADIO LISTENING



SURVEY PERIOD ENDING
18th December 2022

PART 4 - NATIONAL COMMERCIAL GROUPS



Embargoed
until 00.01 am
2nd February 2023

	Survey Period	Adults (15+) Pop'n '000	Weekly Reach '000	Weekly Reach %	Average Hours per head	Average Hours per listener	Total Hours '000	Share in TSA %
Heart East Anglia	H	1294	329	25	1.8	7.0	2290	8.4
Heart East Anglia - Norfolk ¹⁰	H	696	194	28	2.1	7.6	1483	9.9
Heart East Anglia - Suffolk ¹⁰	H	599	135	23	1.3	6.0	807	6.5
Heart Essex	H	1437	183	13	1.0	8.1	1485	5.3
Heart Essex - Chelmsford & Southend ¹⁰	H	1129	147	13	1.1	8.5	1254	5.7
Heart Essex - Colchester ¹⁰	Y	205	28	14	0.8	5.7	158	4.1
Heart Essex - Harlow ¹⁰	Y	102	9	9	0.6	6.4	58	3.2
Heart Four Counties	H	2295	471	21	1.4	7.0	3287	7.9
Heart Four Counties - Bedfordshire ¹⁰	Y	342	74	22	1.5	7.0	519	9.0
Heart Four Counties - Beds/Bucks/Herts ¹⁰	H	768	148	19	1.2	6.0	883	6.2
Heart Four Counties - 96.6 FM Hertfordshire ⁴	H	727	34	5	0.4	7.7	263	1.9
Heart Four Counties - Milton Keynes ¹⁰	Y	262	48	18	0.9	5.1	244	5.9
Heart Four Counties - Northamptonshire ¹⁰	H	602	164	27	2.0	7.5	1230	11.3
Heart London ¹⁰	Q	12425	1807	15	0.8	5.3	9561	4.7
Heart North East ¹⁰	H	2350	344	15	0.9	6.3	2166	4.9
Heart North Wales ⁴	H	735	114	16	1.3	8.2	937	5.9
Heart North West Group	H	6112	737	12	0.8	6.8	5000	4.8
Heart North Lancs & Cumbria	Y	288	57	20	1.2	6.3	360	7.3
Heart North West ¹⁰	H	5824	672	12	0.8	6.9	4628	4.6

(1-11) See note on back cover.

Source: "RAJAR/Ipsos/RSMB."

QUARTERLY SUMMARY OF RADIO LISTENING



SURVEY PERIOD ENDING
18th December 2022

PART 4 - NATIONAL COMMERCIAL GROUPS



Embargoed
until 00.01 am
2nd February 2023

	Survey Period	Adults (15+) Pop'n '000	Weekly Reach '000	Weekly Reach %	Average Hours per head	Average Hours per listener	Total Hours '000	Share in TSA %
Heart Scotland	H	2888	358	12	0.6	4.6	1628	3.3
Heart Scotland East ¹⁰	H	1223	105	9	0.4	4.8	499	2.7
Heart Scotland West ¹⁰	H	1664	253	15	0.7	4.5	1129	3.7
Heart South	H	6198	1155	19	1.3	6.8	7809	6.2
Heart Kent ¹⁰	H	1314	256	20	1.2	6.2	1602	5.5
Heart Solent	H	1897	295	16	1.1	7.3	2145	5.3
Heart Solent - Dorset ¹⁰	H	634	109	17	1.3	7.3	794	6.3
Heart Solent - Hampshire ¹⁰	H	1263	186	15	1.1	7.3	1351	4.9
Heart Sussex	H	1451	277	19	1.2	6.3	1738	5.8
Heart Sussex - North ¹⁰	Y	292	28	10	0.5	5.6	157	3.0
Heart Sussex - South ¹⁰	H	1159	255	22	1.4	6.3	1616	6.5
Heart Thames Valley	H	1536	326	21	1.5	7.1	2324	8.8
Heart Thames Valley - Berks & N.Hants ¹⁰	H	805	197	24	1.8	7.3	1439	11.0
Heart Thames Valley - Oxfordshire ¹⁰	H	731	129	18	1.2	6.8	885	6.6
Heart South Wales ¹⁰	H	1956	439	22	1.7	7.6	3329	8.8
Heart West	H	3915	894	23	1.5	6.6	5918	7.3
Heart South West	H	1526	379	25	1.4	5.7	2176	6.8
Heart South West - Cornwall ¹⁰	Y	461	107	23	1.5	6.5	694	6.6
Heart South West - Exeter ¹⁰	Y	341	56	16	0.9	5.4	306	5.1

(1-11) See note on back cover.

Source: "RAJAR/Ipsos/RSMB."

QUARTERLY SUMMARY OF RADIO LISTENING



SURVEY PERIOD ENDING
18th December 2022

PART 4 - NATIONAL COMMERCIAL GROUPS



Embargoed
until 00.01 am
2nd February 2023

	Survey Period	Adults (15+) Pop'n '000	Weekly Reach '000	Weekly Reach %	Average Hours per head	Average Hours per listener	Total Hours '000	Share in TSA %
Heart South West - North Devon ¹⁰	Y	162	35	21	2.2	10.2	352	10.3
Heart South West - Plymouth & South Hams ¹⁰	Y	346	95	27	1.9	6.8	644	9.7
Heart South West - Torbay ¹⁰	Y	216	47	22	1.4	6.4	300	6.0
Heart West Country	H	2389	515	22	1.6	7.3	3742	7.7
Heart West Country - Bristol/Weston & Bath ¹⁰	H	981	214	22	1.4	6.6	1411	7.7
Heart West Country - Gloucestershire ¹⁰	Y	451	96	21	1.5	7.3	698	7.7
Heart West Country - Somerset ¹⁰	Y	432	99	23	1.8	8.0	789	8.3
Heart West Country - Wiltshire ¹⁰	Y	526	108	21	1.6	7.8	842	7.3
Heart West Midlands ¹⁰	H	3947	597	15	1.0	6.8	4047	5.9
Heart Yorkshire ⁴	H	3259	431	13	0.9	6.5	2791	4.9
LBC Brand (UK) ²	H	55964	3140	6	0.5	9.7	30389	3.0
LBC (UK)	H	55964	2543	5	0.5	11.0	27912	2.7
LBC London	Q	12425	1445	12	1.3	11.0	15854	7.7
LBC News (UK)	H	55964	872	2	*	2.8	2478	0.2
LBC News (London) ¹⁰	Q	12425	423	3	0.1	3.3	1385	0.7
Smooth Brand (UK) ⁷	H	55964	5828	10	0.8	7.3	42309	4.2
Smooth Radio Chill	Q	55964	460	1	*	5.4	2464	0.2
Smooth Radio Country	Q	55964	304	1	*	6.8	2077	0.2
Smooth Radio Network (UK) ²	H	55964	5143	9	0.7	7.3	37300	3.7

(1-11) See note on back cover.

Source: "RAJAR/Ipsos/RSMB."

QUARTERLY SUMMARY OF RADIO LISTENING



SURVEY PERIOD ENDING
18th December 2022

PART 4 - NATIONAL COMMERCIAL GROUPS



Embargoed
until 00.01 am
2nd February 2023

	Survey Period	Adults (15+) Pop'n '000	Weekly Reach '000	Weekly Reach %	Average Hours per head	Average Hours per listener	Total Hours '000	Share in TSA %
Smooth Radio Devon	H	1087	52	5	0.3	6.6	347	1.6
Smooth Radio East Anglia	H	1294	67	5	0.5	9.8	658	2.4
Smooth Radio East Midlands ⁴	H	3236	455	14	1.1	7.7	3493	5.8
Smooth Radio Essex	H	1437	59	4	0.2	4.2	250	0.9
Smooth Radio Kent	H	1314	81	6	0.4	6.5	529	1.8
Smooth Radio Lake District ¹⁰	Y	53	8	16	1.0	6.1	51	5.1
Smooth Radio London ¹⁰	Q	12425	907	7	0.4	5.2	4735	2.3
Smooth Radio North East ⁴	H	2350	563	24	2.4	9.9	5571	12.6
Smooth Radio North West ⁴	H	5824	980	17	1.3	7.7	7504	7.5
Smooth Radio North West and Wales	H	1053	72	7	0.6	8.1	580	2.6
Smooth Radio Scotland ⁴	H	1891	333	18	1.2	6.7	2228	6.4
Smooth Radio Solent	H	1897	78	4	0.2	4.3	338	0.8
Smooth Radio South Wales	H	1080	91	8	0.6	6.8	615	2.9
Smooth Radio Sussex	H	1488	59	4	0.4	9.0	527	1.7
Smooth Radio Thames Valley	H	1536	36	2	0.1	4.1	149	0.6
Smooth Radio Three Counties	H	1578	60	4	0.2	6.1	366	1.3
Smooth Radio West Country	H	2389	113	5	0.4	8.2	922	1.9
Smooth Radio West Midlands ⁴	H	3947	523	13	1.2	9.2	4835	7.0
Radio X Network (UK) ²	H	55964	1986	4	0.3	8.5	16879	1.7

(1-11) See note on back cover.

Source: "RAJAR/Ipsos/RSMB."

QUARTERLY SUMMARY OF RADIO LISTENING



SURVEY PERIOD ENDING
18th December 2022

PART 4 - NATIONAL COMMERCIAL GROUPS



Embargoed
until 00.01 am
2nd February 2023

	Survey Period	Adults (15+) Pop'n '000	Weekly Reach '000	Weekly Reach %	Average Hours per head	Average Hours per listener	Total Hours '000	Share in TSA %
Radio X London	Q	12425	431	3	0.2	7.2	3085	1.5
Radio X Manchester	H	3049	226	7	0.6	7.7	1747	3.5
Total News Broadcasting	H	55964	6017	11	0.7	6.6	39964	3.9
News Broadcasting National Network	H	55964	5814	10	0.7	6.6	38140	3.8
News Broadcasting Speech Network	H	55964	4103	7	0.5	6.6	27099	2.7
TalkRadio	H	55964	608	1	0.1	7.7	4692	0.5
talkSPORT Network ²	H	55964	3146	6	0.3	6.0	18998	1.9
talkSPORT	H	55964	2946	5	0.3	6.2	18159	1.8
talkSPORT2	H	55964	344	1	*	2.4	839	0.1
Times Radio	H	55964	563	1	0.1	6.1	3410	0.3
Virgin Radio Network	H	55964	1927	3	0.2	5.7	11041	1.1
Virgin Radio	H	55964	1380	2	0.2	6.4	8856	0.9
Virgin Radio 80s Plus	H	55964	196	*	*	1.0	195	*
Virgin Radio Anthems	H	55964	274	*	*	4.2	1154	0.1
Virgin Radio Chilled	H	55964	335	1	*	2.5	836	0.1
U105 (Greater Belfast)	H	925	202	22	1.8	8.3	1679	10.7
U105 (Outside Belfast)	Y	616	29	5	0.3	5.8	169	1.5
Sunrise Radio National	Y	55964	313	1	*	4.3	1345	0.1
Sunrise Radio London	Y	12425	164	1	0.1	4.2	689	0.3

(1-11) See note on back cover.

Source: "RAJAR/Ipsos/RSMB."

QUARTERLY SUMMARY OF RADIO LISTENING



SURVEY PERIOD ENDING
18th December 2022

PART 5 - LOCAL COMMERCIAL GROUPS AND INDIVIDUAL SERVICES



Embargoed
until 00.01 am
2nd February 2023

	Survey Period	Adults (15+) Pop'n '000	Weekly Reach '000	Weekly Reach %	Average Hours per head	Average Hours per listener	Total Hours '000	Share in TSA %
All Local Commercial Radio (ILR)	Q	55823	25352	45	4.6	10.1	256101	25.4
Boom Radio	Q	55964	531	1	0.1	11.0	5817	0.6
Central FM	Y	220	32	15	1.2	7.9	255	7.4
Communicorp UK	H	19855	3215	16	1.2	7.2	23090	6.5
Capital Scotland	H	2921	389	13	0.5	3.8	1494	3.0
Capital South Wales	H	1080	175	16	0.6	3.4	602	2.9
Heart Four Counties - 96.6 FM Hertfordshire	H	727	34	5	0.4	7.7	263	1.9
Heart North Wales	H	735	114	16	1.3	8.2	937	5.9
Heart Yorkshire	H	3259	431	13	0.9	6.5	2791	4.9
Smooth Radio East Midlands	H	3236	455	14	1.1	7.7	3493	5.8
Smooth Radio North East	H	2350	563	24	2.4	9.9	5571	12.6
Smooth Radio North West	H	5824	980	17	1.3	7.7	7504	7.5
XS Manchester	H	3049	104	3	0.1	4.2	436	0.9
CountryLine Radio (was Chris Country Radio)	H	12425	43	*	*	3.8	165	0.1
Total Dee Radio Group	Y	3738	56	1	0.1	4.4	248	0.4
Cheshire's Silk 106.9	Y	190	9	5	0.4	8.7	74	1.9
Chester's Dee 106.3 (Dee on DAB)	Y	200	20	10	0.5	4.7	94	2.3
Love 80s Liverpool	Y	1030	9	1	*	3.4	30	0.2
Love 80s Manchester	Y	2317	18	1	*	2.7	50	0.1

(1-11) See note on back cover.

Source: "RAJAR/Ipsos/RSMB."

QUARTERLY SUMMARY OF RADIO LISTENING



SURVEY PERIOD ENDING
18th December 2022

PART 5 - LOCAL COMMERCIAL GROUPS AND INDIVIDUAL SERVICES



Embargoed
until 00.01 am
2nd February 2023

	Survey Period	Adults (15+) Pop'n '000	Weekly Reach '000	Weekly Reach %	Average Hours per head	Average Hours per listener	Total Hours '000	Share in TSA %
Total Radio Essex	H	1343	108	8	0.6	7.5	811	3.1
Radio Essex	H	745	39	5	0.6	10.6	413	2.6
Radio Essex DAB	Y	1344	69	5	0.3	5.3	365	1.4
3FM	Y	67	23	34	2.8	8.3	192	14.3
Fosse 107	Y	369	7	2	0.1	6.6	44	0.7
Fun Kids (London)	H	12425	59	*	*	2.7	159	0.1
GB News Radio	Q	55964	306	1	*	7.0	2136	0.2
IOW Radio	Y	124	33	27	1.7	6.2	206	8.0
Total JACK	H	538	53	10	0.4	4.1	216	2.2
JACK 2 Hits	Y	538	15	3	0.1	3.5	51	0.5
106 JACKfm (Oxford)	H	538	39	7	0.3	4.3	168	1.7
JACK 3 Chill	H	538	13	2	0.1	2.8	35	0.4
Kingdom FM	Y	294	54	18	1.2	6.6	357	7.5
KMFM Group	H	1314	198	15	0.9	5.9	1174	4.0
KMFM East	H	613	99	16	1.1	6.6	650	4.8
KMFM West	H	701	99	14	0.7	5.3	524	3.4
Total Lyca	Y	12425	130	1	0.1	5.9	761	0.4
1458 Lyca Radio	Y	12425	68	1	*	4.4	294	0.1
Lyca Gold (surveyed as 1035 Dilse Radio)	Y	12425	52	*	*	4.9	253	0.1

(1-11) See note on back cover.

Source: "RAJAR/Ipsos/RSMB."

QUARTERLY SUMMARY OF RADIO LISTENING



SURVEY PERIOD ENDING
18th December 2022

PART 5 - LOCAL COMMERCIAL GROUPS AND INDIVIDUAL SERVICES



Embargoed
until 00.01 am
2nd February 2023

	Survey Period	Adults (15+) Pop'n '000	Weekly Reach '000	Weekly Reach %	Average Hours per head	Average Hours per listener	Total Hours '000	Share in TSA %
Time FM 107.5	Y	482	24	5	0.4	9.0	214	3.5
Radio Mansfield 103.2	Y	168	28	17	1.6	9.7	268	7.7
Manx Radio	Y	67	28	42	4.7	11.3	320	23.8
Mi-Soul	H	12425	145	1	*	2.9	416	0.2
More Radio Total	H	477	49	10	1.3	12.9	633	6.1
More Radio East	Y	377	36	10	1.4	14.6	530	6.3
More Radio West	Y	101	8	8	0.7	8.4	71	3.2
Nation Broadcasting Group	H	21417	791	4	0.2	6.7	5263	1.4
106.3 Bridge FM	Y	135	16	12	1.4	11.6	190	8.7
Radio Carmarthenshire	Y	142	18	12	0.8	6.3	111	3.8
Dragon Radio Wales	Y	2660	57	2	0.1	4.9	279	0.5
Easy Radio South (was Hits Radio South Coast)	H	1221	46	4	0.2	4.4	201	0.7
Easy Radio Wales Total	H	1673	13	1	0.1	12.1	162	0.5
Easy Radio SE Wales	H	1080	1	*	*	1.1	1	*
Easy Radio Wales (was Breezy / Swansea Bay Radio)	H	594	12	2	0.3	13.3	161	1.5
Nation Radio East Yorkshire (was GHR Hull and East Yorkshire)	Y	468	59	13	1.4	11.0	648	7.0
Nation Radio Scotland Total	H	3087	102	3	0.2	6.8	690	1.3
Nation Radio Scotland (East)	H	1196	16	1	0.1	5.0	79	0.4
Nation Radio Scotland (West)	H	1891	86	5	0.3	7.1	612	1.8

(1-11) See note on back cover.

Source: "RAJAR/Ipsos/RSMB."

QUARTERLY SUMMARY OF RADIO LISTENING



SURVEY PERIOD ENDING
18th December 2022

PART 5 - LOCAL COMMERCIAL GROUPS AND INDIVIDUAL SERVICES



Embargoed
until 00.01 am
2nd February 2023

	Survey Period	Adults (15+) Pop'n '000	Weekly Reach '000	Weekly Reach %	Average Hours per head	Average Hours per listener	Total Hours '000	Share in TSA %
Nation Radio South (was GHR South Coast)	H	2206	136	6	0.4	6.1	823	1.7
Nation Radio Suffolk (was GHR Ipswich)	Y	310	27	9	1.0	11.8	325	4.8
Nation Radio UK	H	12425	127	1	*	2.0	259	0.1
Nation Radio Wales	H	1789	173	10	0.8	7.9	1358	3.9
102.5 Radio Pembrokeshire	Y	106	19	18	1.9	10.3	196	8.7
Sun FM Radio	Y	270	30	11	0.9	8.2	249	5.5
Original 106 (Aberdeen)	Y	344	63	18	1.3	7.2	453	9.3
Panjab Radio	H	12425	111	1	0.1	10.8	1193	0.6
Premier Christian Radio	Q	12425	79	1	*	3.8	300	0.1
Pure Radio Scotland	Y	344	3	1	0.1	5.7	18	0.4
Pure Radio Scotland (Central)	H	2921	27	1	*	5.3	142	0.3
Pure Radio Scotland (Tayside)	Y	214	14	6	0.4	5.9	81	2.3
Q Radio	H	1541	226	15	1.0	6.7	1523	5.6
Radio Exe	Y	760	31	4	0.2	5.2	159	1.1
Star Radio Cambridge	H	527	35	7	0.5	7.3	252	2.3
Tindle Radio Group	Y	144	77	53	5.8	11.0	844	28.5
Channel 103 FM	Y	92	52	56	6.3	11.2	577	29.1
Island FM 104.7	Y	52	25	48	5.1	10.6	266	27.2
Tomorrowland One World Radio	Q	55964	19	*	*	1.6	31	*
The Voice	Y	162	15	9	1.1	11.4	172	5.1

(1-11) See note on back cover.

Source: "RAJAR/Ipsos/RSMB."

QUARTERLY SUMMARY OF RADIO LISTENING



SURVEY PERIOD ENDING
18th December 2022

PART 6 - DEMOGRAPHIC ANALYSIS



Embargoed
until 00.01 am
2nd February 2023

	Survey Period	Adults (15+) Pop'n '000	Weekly Reach '000	Weekly Reach %	Average Hours per head	Average Hours per listener	Total Hours '000	Share in TSA %
ALL COMMERCIAL 15+	Q	55964	38080	68	9.1	13.3	507152	50.2
Children 10-14	Q	4213	2858	68	3.7	5.4	15426	72.0
15-24	Q	7866	4833	61	5.4	8.8	42524	61.3
25-44	Q	17771	13193	74	9.5	12.8	168310	65.9
45-64	Q	17376	12714	73	11.1	15.1	192350	50.0
65+	Q	12951	7341	57	8.0	14.2	103968	34.6
Main Shoppers	Q	49256	33634	68	9.3	13.6	458221	49.7
Main Shoppers with children	Q	12796	9871	77	10.5	13.6	134575	63.5
ABC1	Q	31189	21080	68	7.9	11.7	247240	44.5
C2DE	Q	24775	17000	69	10.5	15.3	259912	57.2
ALL BBC 15+	Q	55964	33233	59	8.5	14.3	475951	47.1
Children 10-14	Q	4213	1659	39	1.3	3.4	5598	26.1
15-24	Q	7866	3338	42	2.9	6.8	22591	32.6
25-44	Q	17771	9042	51	4.5	8.8	79867	31.3
45-64	Q	17376	11451	66	10.6	16.0	183715	47.7
65+	Q	12951	9402	73	14.7	20.2	189779	63.2
Main Shoppers	Q	49256	29875	61	9.0	14.8	441474	47.8
Main Shoppers with children	Q	12796	6999	55	5.6	10.3	71881	33.9
ABC1	Q	31189	20597	66	9.5	14.3	295508	53.2
C2DE	Q	24775	12636	51	7.3	14.3	180443	39.7

Source: "RAJAR/Ipsos/RSMB."

(1-11) See note on back cover.

QUARTERLY SUMMARY OF RADIO LISTENING

DEFINITIONS	
(1)	Audiences in local analogue areas excluded from 'All BBC Network Radio' and 'All National Commercial' totals.
(2)	National groups that are a combination of analogue and digital broadcast.
(3)	Audience to 'Opt-out' services included.
(4)	Station owned by Communicorp Group Limited and includes listening to the national station.
(5)	Includes Kisstory and Kiss Fresh.
(6)	Includes Capital Network (UK), Capital XTRA (UK), Capital XTRA Reloaded & Capital Dance.
(7)	Includes Smooth Radio Network (UK), Smooth Radio Chill & Smooth Radio Country.
(8)	Includes Magic Chilled, Mellow Magic, Magic Soul & Magic at the Musicals.
(9)	Includes Heart Network (UK), Heart 70s, 80s, 90s & Heart Dance.
(10)	Includes listening to the national station.
(11)	Includes Greatest Hits Network and Hits Radio Network.

AREAS	
United Kingdom (Parts 1 and 6)	(including Channel Islands and Isle of Man)
Editorial Areas (Part 3)	BBC stations' defined service areas
Total Survey Areas (Parts 4 and 5)	Commercial stations' defined marketing areas
In Part 1 'BBC Local/Regional' and 'All Local Commercial' include listening to local stations outside their own Editorial/Total Survey Areas.	In Parts 3 and 5 'BBC Local Radio' and 'All Local Commercial Radio' are based on the net Editorial/Total Survey Area of the individual services making up the network.

SURVEY PERIODS		
Code	Fieldwork Dates	Sample size* (No. of diaries)
Q	19 th September 2022 – 18 th December 2022	34,993
H	27 th June 2022 – 18 th December 2022	67,037
Y	3 rd January 2022 – 18 th December 2022	155,542

UNIQUE SAMPLE		
Code	Fieldwork Dates	Unique Sample
Q	19 th September 2022 – 18 th December 2022	23,659

TERMS	
Weekly reach	The number in thousands or as a percentage of the UK/area adult population who listen to a station for at least 5 minutes in the course of an average week
Average hours	The total hours of listening to a station during the course of a week, averaged: per head – across the total adult population of the UK/area per listener – across all those listening to the station for at least 5 minutes
Total hours	The overall number of hours of adult listening to a station in the UK/area in an average week
Share in TSA	The percentage of total listening time accounted for by a station in the UK/area in an average week

please note that Sample Sizes refer to the number of diaries rather than participants, and includes panellists who may contribute up to 3 diaries per Quarter.