

QUARTERLY SUMMARY OF RADIO LISTENING



SURVEY PERIOD ENDING
5th April 2026

PART 1 - UNITED KINGDOM
(INCLUDING CHANNEL ISLANDS AND ISLE OF MAN)



ADULTS AGED 15 AND OVER:
POPULATION 58,246,000




Embargoed
until 00.01 am
14th May 2026

	Survey Period	Weekly Reach '000	Weekly Reach %	Average Hours per head	Average Hours per listener	Total Hours '000	Share in TSA %
All Radio	Q	50628	87	17.3	19.9	1007017	100.0
All BBC Radio	Q	31356	54	7.5	13.9	437216	43.4
All BBC Radio 15-44	Q	11788	43	3.5	8.0	94524	30.8
All BBC Radio 45+	Q	19568	63	11.1	17.5	342692	49.0
All BBC Network Radio ¹	Q	28642	49	6.7	13.7	392530	39.0
BBC Local Radio	H	7063	12	0.8	6.2	44122	4.4
All Commercial Radio	Q	39266	67	9.4	13.9	547178	54.3
All Commercial Radio 15-44	Q	18198	67	7.5	11.2	204717	66.6
All Commercial Radio 45+	Q	21068	68	11.1	16.3	342461	48.9
All National Commercial ¹	Q	27857	48	4.9	10.3	286810	28.5
All Local Commercial Radio (National TSA)	Q	25418	44	4.5	10.2	260367	25.9
Other Radio	Q	4343	7	0.4	5.2	22624	2.2

(1) See note on penultimate page.
For survey periods and other definitions please see back cover.
Please note that the information contained within this quarterly data release has yet to be announced or otherwise made public and as such could constitute relevant information for the purposes of section 118 of FSMA and non-public price sensitive information for the purposes of the Criminal Justice Act 1993. Failure to comply with this embargo could result in prosecution.

QUARTERLY SUMMARY OF RADIO LISTENING

 SURVEY PERIOD ENDING **5th April 2026** **PART 2 - NATIONAL SERVICES**

 **Embargoed**
until 00.01 am
14th May 2026


	Survey Period	Adults (15+) Pop'n '000	Weekly Reach '000	Weekly Reach %	Average Hours per head	Average Hours per listener	Total Hours '000	Share in TSA %
All BBC Network Radio ¹	Q	58246	28642	49	6.7	13.7	392530	39.0
BBC Radio 1 Brand ¹⁴	H	58246	7417	13	0.8	6.5	48504	4.8
BBC Radio 1	Q	58246	7034	12	0.8	6.4	44871	4.5
BBC Radio 1 Anthems	H	58246	417	1	*	3.6	1512	0.1
BBC Radio 1 Dance	H	58246	437	1	*	3.8	1682	0.2
BBC Radio 1Xtra	H	58246	743	1	0.1	5.0	3750	0.4
BBC Radio 2	Q	58246	12570	22	2.3	10.6	133056	13.2
BBC Radio 3 Brand ¹⁵	H	58246	2214	4	0.3	7.9	17418	1.7
BBC Radio 3	Q	58246	2062	4	0.3	7.8	16090	1.6
BBC Radio 3 Unwind	H	58246	388	1	*	6.0	2324	0.2
BBC Radio 4 (including 4 Extra)	Q	58246	9535	16	2.1	12.6	120218	11.9
BBC Radio 4	Q	58246	9149	16	1.9	11.8	108118	10.7
BBC Radio 4 Extra	Q	58246	1594	3	0.2	7.6	12100	1.2
BBC Radio 5 live (inc. sports extra)	Q	58246	5584	10	0.6	6.2	34428	3.4
BBC Radio 5 live	Q	58246	5358	9	0.6	6.0	32319	3.2
BBC Radio 5 Sports Extra	Q	58246	907	2	*	2.3	2110	0.2
BBC 6 Music	Q	58246	2649	5	0.4	9.3	24583	2.4
BBC Asian Network UK	H	58246	513	1	0.1	6.7	3437	0.3
BBC World Service	Q	58246	1092	2	0.1	4.8	5228	0.5

Source: "RAJAR/Ipsos/RSMB."

(1-15) See note on penultimate page.

QUARTERLY SUMMARY OF RADIO LISTENING

 SURVEY PERIOD ENDING **5th April 2026** **PART 2 - NATIONAL SERVICES**

 **Embargoed**
until 00.01 am
14th May 2026


	Survey Period	Adults (15+) Pop'n '000	Weekly Reach '000	Weekly Reach %	Average Hours per head	Average Hours per listener	Total Hours '000	Share in TSA %
All National Commercial ¹	Q	58246	27857	48	4.9	10.3	286810	28.5
Absolute Radio Network ²	H	58246	5277	9	0.6	6.7	35304	3.5
Absolute Radio	Q	58246	2012	3	0.2	6.6	13239	1.3
Absolute Radio 70s	H	58246	259	*	*	2.8	732	0.1
Absolute 80s	Q	58246	1446	2	0.1	5.7	8178	0.8
Absolute Radio 90s	H	58246	828	1	0.1	3.7	3084	0.3
Absolute Radio 00s	H	58246	515	1	*	4.0	2034	0.2
Absolute Radio 10s	H	58246	259	*	*	2.2	572	0.1
Absolute Classic Rock	H	58246	769	1	0.1	5.4	4189	0.4
Absolute Radio Country	H	58246	521	1	0.1	7.6	3956	0.4
Boom Brand	H	58246	671	1	0.2	14.8	9926	1.0
Boom Light	H	58246	80	*	*	7.7	616	0.1
Boom Radio	H	58246	636	1	0.2	14.6	9310	0.9
Capital Brand (UK) ⁶	H	58246	8802	15	0.9	5.8	50647	5.0
Capital Anthems	Q	58246	626	1	*	2.8	1727	0.2
Capital Chill	Q	58246	214	*	*	4.7	1003	0.1
Capital Dance	Q	58246	908	2	0.1	5.0	4583	0.5
Capital Network (UK) ²	H	58246	6511	11	0.6	5.4	35361	3.5
Capital XTRA Brand UK ²	H	58246	1819	3	0.1	4.4	8068	0.8

Source: "RAJAR/Ipsos/RSMB."

(1-15) See note on penultimate page.

QUARTERLY SUMMARY OF RADIO LISTENING

 SURVEY PERIOD ENDING **5th April 2026** **PART 2 - NATIONAL SERVICES**

 **Embargoed**
until 00.01 am
14th May 2026


	Survey Period	Adults (15+) Pop'n '000	Weekly Reach '000	Weekly Reach %	Average Hours per head	Average Hours per listener	Total Hours '000	Share in TSA %
Capital XTRA (UK) ²	H	58246	1496	3	0.1	4.2	6287	0.6
Capital XTRA Reloaded	Q	58246	494	1	*	3.8	1859	0.2
Classic FM Brand (UK) ¹³	H	58246	4383	8	0.6	8.4	36846	3.6
Classic FM	H	58246	4171	7	0.6	8.0	33425	3.3
Classic FM Calm	Q	58246	386	1	*	6.2	2414	0.2
Classic FM Movies	Q	58246	203	*	*	6.0	1218	0.1
CountryLine Radio (was Chris Country Radio)	H	58246	82	*	*	5.7	463	*
GB News Radio	Q	58246	676	1	0.1	6.4	4351	0.4
Gold Radio UK ²	H	58246	1613	3	0.2	7.4	11916	1.2
Greatest Hits Network (exc Partners) ²	H	58246	6782	12	1.1	9.4	64009	6.3
Greatest Hits Radio 60s	H	58246	415	1	*	6.3	2601	0.3
Greatest Hits Radio 70s	H	58246	506	1	*	4.9	2463	0.2
Greatest Hits Radio 80s	H	58246	585	1	*	4.8	2797	0.3
Greatest Hits Radio ²	H	58246	5740	10	0.9	9.5	54793	5.4
Heart Brand (UK) ⁹	H	58246	12505	21	1.4	6.5	80888	8.0
Heart 70s	Q	58246	581	1	*	3.7	2169	0.2
Heart 80s	Q	58246	1602	3	0.1	4.4	7050	0.7
Heart 90s	Q	58246	959	2	0.1	3.5	3324	0.3
Heart 00s	Q	58246	931	2	0.1	4.2	3948	0.4

Source: "RAJAR/Ipsos/RSMB."

(1-15) See note on penultimate page.

QUARTERLY SUMMARY OF RADIO LISTENING

 SURVEY PERIOD ENDING **PART 2 - NATIONAL SERVICES**
5th April 2026

 **Embargoed**
until 00.01 am
14th May 2026


	Survey Period	Adults (15+) Pop'n '000	Weekly Reach '000	Weekly Reach %	Average Hours per head	Average Hours per listener	Total Hours '000	Share in TSA %
Heart 10s	Q	58246	356	1	*	1.9	688	0.1
Heart Dance	Q	58246	987	2	0.1	4.4	4370	0.4
Heart Love	Q	58246	201	*	*	3.0	598	0.1
Heart Musicals	Q	58246	175	*	*	2.0	350	*
Heart Network (UK) ²	H	58246	9355	16	1.0	6.3	59231	5.9
Heat	H	58246	476	1	*	3.1	1475	0.1
Hits Radio Network (exc Partners)	H	58246	6535	11	0.7	6.0	38976	3.9
Hits Radio 90s	H	58246	427	1	*	2.9	1246	0.1
Hits Radio 00s	H	58246	357	1	*	2.6	928	0.1
Hits Radio Chilled	H	58246	275	*	*	2.7	747	0.1
Hits Radio Pride	H	58246	341	1	*	1.9	652	0.1
Hits Radio Portfolio (exc Partners) ¹¹	H	58246	12081	21	1.8	8.5	102986	10.2
Hits Radio ²	H	58246	3797	7	0.3	4.4	16820	1.7
Jazz FM	H	58246	416	1	*	4.4	1845	0.2
Kerrang!	H	58246	569	1	0.1	5.3	3019	0.3
KISS Network ⁵	H	58246	3349	6	0.3	4.9	16521	1.6
KISSTORY	Q	58246	1819	3	0.1	4.7	8480	0.8
KISSTORY R&B	H	58246	623	1	*	3.4	2139	0.2
KISS Xtra	H	58246	236	*	*	2.4	563	0.1

Source: "RAJAR/Ipsos/RSMB."

(1-15) See note on penultimate page.

QUARTERLY SUMMARY OF RADIO LISTENING

 SURVEY PERIOD ENDING **PART 2 - NATIONAL SERVICES**
5th April 2026

 **Embargoed**
until 00.01 am
14th May 2026


	Survey Period	Adults (15+) Pop'n '000	Weekly Reach '000	Weekly Reach %	Average Hours per head	Average Hours per listener	Total Hours '000	Share in TSA %
LBC Brand (UK) ²	H	58246	3557	6	0.5	8.7	30803	3.1
Magic Network ⁸	H	58246	3415	6	0.3	5.7	19439	1.9
Magic Classical	H	58246	136	*	*	7.5	1014	0.1
Magic Musicals	H	58246	303	1	*	5.6	1704	0.2
Magic Soul	H	58246	467	1	*	5.8	2707	0.3
Mellow Magic	H	58246	431	1	*	3.7	1587	0.2
Nation 70s	Q	58246	132	*	*	2.3	308	*
Nation 80s	H	58246	191	*	*	3.0	566	0.1
Nation 90s	H	58246	124	*	*	1.8	227	*
Planet Rock	Q	58246	1131	2	0.2	8.3	9340	0.9
Smooth Brand (UK) ⁷	H	58246	7347	13	0.8	6.6	48365	4.8
Smooth 70s	Q	58246	304	1	*	3.1	936	0.1
Smooth 80s	Q	58246	617	1	0.1	4.9	3000	0.3
Smooth Chill	Q	58246	395	1	*	4.3	1682	0.2
Smooth Country	Q	58246	375	1	*	4.9	1833	0.2
Smooth Relax	Q	58246	513	1	*	4.8	2461	0.2
Smooth Soul	Q	58246	202	*	*	3.8	770	0.1
Smooth Radio Network (UK)	H	58246	5701	10	0.7	6.7	37945	3.8
Sunrise Radio National	Y	58246	291	*	*	5.6	1631	0.2

Source: "RAJAR/Ipsos/RSMB."

(1-15) See note on penultimate page.

QUARTERLY SUMMARY OF RADIO LISTENING

 SURVEY PERIOD ENDING **5th April 2026** **PART 2 - NATIONAL SERVICES**

 **Embargoed**
until 00.01 am
14th May 2026

	Survey Period	Adults (15+) Pop'n '000	Weekly Reach '000	Weekly Reach %	Average Hours per head	Average Hours per listener	Total Hours '000	Share in TSA %
Talk (was TalkRadio)	H	58246	560	1	0.1	10.9	6124	0.6
talkSPORT Network ²	H	58246	3621	6	0.4	6.6	23872	2.4
talkSPORT	H	58246	3288	6	0.4	6.8	22245	2.2
talkSPORT2	H	58246	549	1	*	3.0	1627	0.2
Times Radio	H	58246	604	1	0.1	8.2	4952	0.5
Virgin Radio Network	H	58246	1776	3	0.1	4.6	8126	0.8
Virgin Radio	H	58246	1044	2	0.1	6.1	6361	0.6
Virgin Radio 80s	H	58246	277	*	*	1.6	445	*
Virgin Radio Chilled	H	58246	348	1	*	1.7	576	0.1
Virgin Radio Legends (was Virgin Radio Anthems)	H	58246	336	1	*	2.2	743	0.1
Radio X Brand (UK) ¹²	H	58246	2342	4	0.3	8.5	19799	2.0
Radio X 90s	Q	58246	146	*	*	4.3	627	0.1
Radio X 00s	Q	58246	143	*	*	3.1	437	*
Radio X Chilled	Q	58246	151	*	*	1.8	268	*
Radio X Classic Rock	Q	58246	221	*	*	8.7	1929	0.2
Radio X Network (UK) ²	H	58246	1866	3	0.3	8.9	16606	1.6

Source: "RAJAR/Ipsos/RSMB."

(1-15) See note on penultimate page.

QUARTERLY SUMMARY OF RADIO LISTENING



SURVEY PERIOD ENDING
5th April 2026

PART 3 - INDIVIDUAL BBC SERVICES



Embargoed
until 00.01 am
14th May 2026

	Survey Period	Adults (15+) Pop'n '000	Weekly Reach '000	Weekly Reach %	Average Hours per head	Average Hours per listener	Total Hours '000	Share in TSA %
BBC NETWORK RADIO								
BBC Radio 1 Brand ¹⁴	H	58246	7417	13	0.8	6.5	48504	4.8
BBC Radio 1	Q	58246	7034	12	0.8	6.4	44871	4.5
BBC Radio 1 Anthems	H	58246	417	1	*	3.6	1512	0.1
BBC Radio 1 Dance	H	58246	437	1	*	3.8	1682	0.2
BBC Radio 1Xtra	H	58246	743	1	0.1	5.0	3750	0.4
BBC Radio 2	Q	58246	12570	22	2.3	10.6	133056	13.2
BBC Radio 3 Brand ¹⁵	H	58246	2214	4	0.3	7.9	17418	1.7
BBC Radio 3	Q	58246	2062	4	0.3	7.8	16090	1.6
BBC Radio 3 Unwind	H	58246	388	1	*	6.0	2324	0.2
BBC Radio 4 (including 4 Extra)	Q	58246	9535	16	2.1	12.6	120218	11.9
BBC Radio 4	Q	58246	9149	16	1.9	11.8	108118	10.7
BBC Radio 4 Extra	Q	58246	1594	3	0.2	7.6	12100	1.2
BBC Radio 5 live (inc. sports extra)	Q	58246	5584	10	0.6	6.2	34428	3.4
BBC Radio 5 live	Q	58246	5358	9	0.6	6.0	32319	3.2
BBC Radio 5 Sports Extra	Q	58246	907	2	*	2.3	2110	0.2
BBC 6 Music	Q	58246	2649	5	0.4	9.3	24583	2.4
BBC Asian Network UK	H	58246	513	1	0.1	6.7	3437	0.3
BBC World Service	Q	58246	1092	2	0.1	4.8	5228	0.5

Source: "RAJAR/Ipsos/RSMB."

(1-15) See note on penultimate page.

QUARTERLY SUMMARY OF RADIO LISTENING



SURVEY PERIOD ENDING
5th April 2026

PART 3 - INDIVIDUAL BBC SERVICES



Embargoed
until 00.01 am
14th May 2026

	Survey Period	Adults (15+) Pop'n '000	Weekly Reach '000	Weekly Reach %	Average Hours per head	Average Hours per listener	Total Hours '000	Share in TSA %
NATIONAL REGIONAL								
BBC Radio Scotland	H	4738	921	19	1.0	5.3	4908	6.3
BBC Radio Ulster ³	H	1581	401	25	2.6	10.2	4097	13.4
BBC Radio Wales	H	2715	312	11	0.8	6.8	2124	4.1
BBC Radio Cymru ³	H	2715	124	5	0.4	8.8	1089	2.1
LOCAL								
BBC Local Radio in England	H	46960	4758	10	0.6	6.3	29954	3.7
BBC Radio Berkshire	H	726	61	8	0.3	3.1	191	1.6
BBC Radio Bristol	H	956	68	7	0.3	4.8	325	2.0
BBC Radio Cambridgeshire	H	891	68	8	0.9	12.3	835	5.0
BBC Radio Cornwall	H	506	118	23	2.5	10.8	1272	13.4
BBC CWR	H	673	64	9	1.0	10.7	682	6.8
BBC Radio Cumbria	H	435	64	15	1.1	7.8	500	6.1
BBC Radio Derby	H	710	79	11	0.9	8.0	635	5.4
BBC Radio Devon	H	1086	125	12	0.8	6.8	856	4.1
BBC Essex	H	1377	118	9	0.7	8.2	964	4.2
BBC Radio Gloucestershire	H	559	72	13	1.0	7.8	563	4.3
BBC Hereford & Worcester	H	555	79	14	1.0	7.0	557	5.2
BBC Radio Humberside	H	771	138	18	0.9	5.3	730	4.9

Source: "RAJAR/Ipsos/RSMB."

(1-15) See note on penultimate page.

QUARTERLY SUMMARY OF RADIO LISTENING



SURVEY PERIOD ENDING
5th April 2026

PART 3 - INDIVIDUAL BBC SERVICES



Embargoed
until 00.01 am
14th May 2026

	Survey Period	Adults (15+) Pop'n '000	Weekly Reach '000	Weekly Reach %	Average Hours per head	Average Hours per listener	Total Hours '000	Share in TSA %
BBC Radio Kent	H	1815	120	7	0.3	4.2	503	1.4
BBC Radio Lancashire	H	1299	147	11	0.8	7.4	1092	5.1
BBC Radio Leeds	H	1809	148	8	0.5	5.8	852	3.0
BBC Radio Leicester	H	918	110	12	0.8	6.6	721	4.5
BBC Radio Lincolnshire	H	567	62	11	0.9	8.2	503	4.4
BBC Radio London	Q	12912	509	4	0.1	2.9	1499	0.7
BBC Radio Manchester	H	2356	150	6	0.3	5.1	758	1.9
BBC Radio Merseyside	H	1707	169	10	1.0	9.7	1633	5.2
BBC Radio Newcastle	H	1531	213	14	0.9	6.8	1451	4.8
BBC Radio Norfolk	H	945	129	14	1.2	8.5	1100	5.7
BBC Radio Northampton	H	562	63	11	0.9	8.4	531	6.7
BBC Radio Nottingham	H	967	110	11	0.6	5.2	576	3.5
BBC Radio Oxford	H	601	63	11	0.5	4.6	291	2.9
BBC Radio Sheffield	H	1374	169	12	0.5	4.4	743	3.1
BBC Radio Shropshire	H	448	68	15	1.3	8.3	560	6.8
Total BBC Radio Solent	H	1941	193	10	0.8	8.0	1552	3.9
BBC Radio Somerset	H	477	39	8	0.6	7.9	308	3.2
BBC Radio Stoke	H	733	118	16	1.2	7.2	849	7.0
BBC Radio Suffolk	H	601	68	11	0.7	6.1	417	3.4

Source: "RAJAR/Ipsos/RSMB."

(1-15) See note on penultimate page.

QUARTERLY SUMMARY OF RADIO LISTENING



SURVEY PERIOD ENDING
5th April 2026

PART 3 - INDIVIDUAL BBC SERVICES



Embargoed
until 00.01 am
14th May 2026

	Survey Period	Adults (15+) Pop'n '000	Weekly Reach '000	Weekly Reach %	Average Hours per head	Average Hours per listener	Total Hours '000	Share in TSA %
BBC Radio Sussex and BBC Radio Surrey	H	2788	215	8	0.4	5.6	1206	2.2
BBC Radio Tees	H	840	117	14	0.8	6.0	696	4.4
BBC Three Counties Radio	H	1366	143	10	0.7	6.7	963	3.9
BBC Radio WM	H	2438	231	9	0.3	3.3	764	2.0
BBC Radio Wiltshire	H	685	56	8	0.8	10.4	578	3.8
BBC Radio York	H	586	56	10	0.7	7.0	396	4.0
BBC Radio Guernsey	Y	58	12	21	1.5	7.1	86	8.5
BBC Radio Jersey	Y	89	15	17	1.2	7.2	109	6.7

(1-15) See note on penultimate page.

Source: "RAJAR/Ipsos/RSMB."

QUARTERLY SUMMARY OF RADIO LISTENING



SURVEY PERIOD ENDING
5th April 2026

PART 4 - NATIONAL COMMERCIAL GROUPS



Embargoed
until 00.01 am
14th May 2026

	Survey Period	Adults (15+) Pop'n '000	Weekly Reach '000	Weekly Reach %	Average Hours per head	Average Hours per listener	Total Hours '000	Share in TSA %
Bauer Media Audio UK - Total (exc Partners)	H	58246	20615	35	3.3	9.2	190234	18.8
Absolute Radio Network ²	H	58246	5277	9	0.6	6.7	35304	3.5
Absolute Radio	Q	58246	2012	3	0.2	6.6	13239	1.3
Absolute Radio 70s	H	58246	259	*	*	2.8	732	0.1
Absolute 80s	Q	58246	1446	2	0.1	5.7	8178	0.8
Absolute Radio 90s	H	58246	828	1	0.1	3.7	3084	0.3
Absolute Radio 00s	H	58246	515	1	*	4.0	2034	0.2
Absolute Radio 10s	H	58246	259	*	*	2.2	572	0.1
Absolute Classic Rock	H	58246	769	1	0.1	5.4	4189	0.4
Absolute Radio Country	H	58246	521	1	0.1	7.6	3956	0.4
Hits Radio Portfolio (exc Partners) ¹¹	H	58246	12081	21	1.8	8.5	102986	10.2
Greatest Hits Network (exc Partners) ²	H	58246	6782	12	1.1	9.4	64009	6.3
Downtown Country	H	1581	125	8	0.9	10.9	1356	4.4
Greatest Hits Radio 60s	H	58246	415	1	*	6.3	2601	0.3
Greatest Hits Radio 70s	H	58246	506	1	*	4.9	2463	0.2
Greatest Hits Radio 80s	H	58246	585	1	*	4.8	2797	0.3
Greatest Hits Radio	H	58246	5740	10	0.9	9.5	54793	5.4
Greatest Hits Radio (Ayrshire & Dumfries & Galloway)	Y	395	60	15	2.1	13.8	830	12.3
Greatest Hits Radio (Berkshire & North Hampshire)	H	805	86	11	1.0	9.2	790	5.9

Source: "RAJAR/Ipsos/RSMB."

(1-15) See note on penultimate page.

QUARTERLY SUMMARY OF RADIO LISTENING



SURVEY PERIOD ENDING
5th April 2026

PART 4 - NATIONAL COMMERCIAL GROUPS



Embargoed
until 00.01 am
14th May 2026

	Survey Period	Adults (15+) Pop'n '000	Weekly Reach '000	Weekly Reach %	Average Hours per head	Average Hours per listener	Total Hours '000	Share in TSA %
Greatest Hits Radio (Black Country & Shropshire)	H	1647	117	7	0.6	8.2	963	3.5
Greatest Hits Radio (Bradford & West Yorkshire)	H	834	58	7	0.7	10.5	604	4.3
Greatest Hits Radio (Bucks Beds & Herts)	H	1238	53	4	0.4	9.8	515	2.2
Greatest Hits Radio (Cambridgeshire)	H	602	48	8	0.8	9.9	472	4.4
Greatest Hits Radio (Cornwall)	H	534	86	16	1.4	8.7	747	7.4
Greatest Hits Radio (Coventry & Warwickshire)	H	833	79	9	0.7	7.4	585	4.7
Greatest Hits Radio (Cumbria)	Y	293	58	20	2.3	11.8	678	12.3
Greatest Hits Radio (Devon)	H	784	70	9	0.7	7.9	551	3.7
Greatest Hits Radio (Dorset East)	Y	508	17	3	0.3	9.0	156	1.5
Greatest Hits Radio (Dorset West)	Y	203	45	22	3.7	16.6	744	16.2
Greatest Hits Radio (East Midlands)	H	2520	283	11	0.8	7.2	2037	4.8
Greatest Hits Radio (East Yorkshire & Northern Lincolnshire)	H	959	116	12	1.4	11.8	1369	7.7
Greatest Hits Radio (Edinburgh & the Lothians & Fife & Falkirk)	H	1227	108	9	0.8	8.9	965	5.5
Greatest Hits Radio (Essex)	H	603	59	10	0.8	8.3	490	4.8
Greatest Hits Radio (Glasgow & the West)	H	2004	161	8	0.6	7.4	1182	3.4
Greatest Hits Radio (Gloucestershire)	H	559	47	8	1.0	11.8	557	4.2
Greatest Hits Radio (Harrogate & Yorkshire Dales)	Y	265	46	17	1.3	7.5	345	7.5
Greatest Hits Radio (Herefordshire & Worcestershire)	Y	526	44	8	1.1	13.0	577	5.5
Greatest Hits Radio (Kent)	H	1366	79	6	0.8	13.2	1039	3.9

Source: "RAJAR/Ipsos/RSMB."

(1-15) See note on penultimate page.

QUARTERLY SUMMARY OF RADIO LISTENING



SURVEY PERIOD ENDING
5th April 2026

PART 4 - NATIONAL COMMERCIAL GROUPS



Embargoed
until 00.01 am
14th May 2026

	Survey Period	Adults (15+) Pop'n '000	Weekly Reach '000	Weekly Reach %	Average Hours per head	Average Hours per listener	Total Hours '000	Share in TSA %
Greatest Hits Radio (Lancashire)	H	1706	180	11	1.0	9.2	1659	5.5
Greatest Hits Radio (Leeds & West Yorkshire)	H	786	109	14	1.1	8.3	903	7.6
Greatest Hits Radio (Lincolnshire)	H	939	124	13	1.6	12.3	1529	8.4
Greatest Hits Radio (Liverpool)	H	2041	224	11	1.0	9.0	2010	5.3
Greatest Hits Radio (London)	Q	12912	644	5	0.3	6.2	3982	2.0
Greatest Hits Radio (Manchester & the North West)	H	2753	283	10	0.9	8.8	2492	5.4
Greatest Hits Radio (Norfolk)	H	795	159	20	2.1	10.3	1645	9.9
Greatest Hits Radio (Northamptonshire)	H	655	45	7	0.6	8.1	363	3.9
Greatest Hits Radio (North Derbyshire)	Y	495	60	12	1.3	10.5	636	7.1
Greatest Hits Radio (North East Scotland)	Y	350	27	8	0.9	11.4	313	5.1
Greatest Hits Radio (Northern Ireland)	H	1581	60	4	0.3	8.7	519	1.7
Greatest Hits Radio (North of Scotland)	Y	259	21	8	0.9	10.9	230	5.0
Greatest Hits Radio (Oxfordshire)	H	620	73	12	0.8	7.0	512	5.0
Greatest Hits Radio (Peterborough Stamford & Rutland)	H	495	44	9	0.4	4.7	205	2.1
Greatest Hits Radio (Plymouth)	Y	273	48	18	1.8	10.2	492	8.1
Greatest Hits Radio (Salisbury)	Y	132	28	22	1.8	8.5	241	8.5
Greatest Hits Radio (Scottish Borders & North Northumberland)	Y	114	43	38	4.1	10.8	462	23.9
Greatest Hits Radio (Somerset)	Y	478	75	16	1.6	10.4	784	7.8
Greatest Hits Radio (South Coast)	H	1933	218	11	1.4	12.2	2655	6.7

Source: "RAJAR/Ipsos/RSMB."

(1-15) See note on penultimate page.

QUARTERLY SUMMARY OF RADIO LISTENING



SURVEY PERIOD ENDING
5th April 2026

PART 4 - NATIONAL COMMERCIAL GROUPS



Embargoed
until 00.01 am
14th May 2026

	Survey Period	Adults (15+) Pop'n '000	Weekly Reach '000	Weekly Reach %	Average Hours per head	Average Hours per listener	Total Hours '000	Share in TSA %
Greatest Hits Radio (South Wales)	H	1828	110	6	0.7	11.7	1292	3.8
Greatest Hits Radio (South Yorkshire)	H	1396	264	19	1.9	10.0	2626	10.6
Greatest Hits Radio (Staffordshire & Cheshire)	H	903	66	7	0.9	12.2	812	5.4
Greatest Hits Radio (Suffolk)	Y	496	66	13	1.4	10.4	688	6.9
Greatest Hits Radio (Surrey & East Hampshire)	H	649	39	6	0.4	6.8	263	2.5
Greatest Hits Radio (Sussex)	H	1341	119	9	1.3	14.2	1685	6.1
Greatest Hits Radio (Swindon)	Y	288	47	16	1.5	9.4	443	8.0
Greatest Hits Radio (Tayside & Fife)	Y	391	23	6	0.3	5.5	128	2.2
Greatest Hits Radio (Teesside)	H	868	61	7	0.7	9.6	588	3.6
Greatest Hits Radio (Tyne & Wear)	H	1583	115	7	0.7	10.2	1163	3.7
Greatest Hits Radio (Wakefield)	Y	337	52	15	1.4	8.8	457	8.0
Greatest Hits Radio (West Midlands)	H	4126	315	8	0.8	9.9	3136	4.7
Greatest Hits Radio (West Norfolk)	Y	197	30	15	1.5	10.2	305	8.8
Greatest Hits Radio (West of England)	H	1345	173	13	1.2	9.4	1636	6.4
Greatest Hits Radio (York & North Yorkshire)	Y	379	47	12	1.0	8.1	379	6.6
Greatest Hits Radio (Yorkshire Coast)	Y	131	35	27	2.6	9.8	342	13.5
Hits Radio Network (exc Partners) ²	H	58246	6535	11	0.7	6.0	38976	3.9
Hits Radio 90s	H	58246	427	1	*	2.9	1246	0.1
Hits Radio 00s	H	58246	357	1	*	2.6	928	0.1

Source: "RAJAR/Ipsos/RSMB."

(1-15) See note on penultimate page.

QUARTERLY SUMMARY OF RADIO LISTENING



SURVEY PERIOD ENDING
5th April 2026

PART 4 - NATIONAL COMMERCIAL GROUPS



Embargoed
until 00.01 am
14th May 2026

	Survey Period	Adults (15+) Pop'n '000	Weekly Reach '000	Weekly Reach %	Average Hours per head	Average Hours per listener	Total Hours '000	Share in TSA %
Hits Radio Chilled	H	58246	275	*	*	2.7	747	0.1
Hits Radio Pride	H	58246	341	1	*	1.9	652	0.1
Hits Radio ²	H	58246	3797	7	0.3	4.4	16820	1.7
Hits Radio (Berkshire & North Hampshire)	H	805	18	2	0.1	2.5	43	0.3
Hits Radio (Birmingham) (was Free Radio (Birmingham))	H	2395	210	9	0.3	3.4	708	2.0
Hits Radio (Black Country & Shropshire) (was Free Radio (Black Country & Shropshire))	H	1647	70	4	0.2	5.3	372	1.3
Hits Radio (Bucks Beds & Herts)	H	1238	15	1	*	4.0	60	0.3
Hits Radio (Cambridgeshire) (was Star Radio Cambrige)	H	602	32	5	0.2	4.4	142	1.3
Hits Radio (Cornwall) (was Pirate FM)	H	534	28	5	0.2	4.6	129	1.3
Hits Radio (Coventry & Warwickshire) (was Free Radio (Coventry & Warwickshire))	H	833	119	14	0.7	5.0	596	4.8
Hits Radio (Cumbria)	Y	293	25	8	0.5	6.4	158	2.9
Hits Radio (Devon)	H	784	18	2	*	2.1	37	0.3
Hits Radio (Dorset)	Y	508	35	7	0.1	1.9	68	0.7
Hits Radio (East Midlands) (was Gem)	H	2598	122	5	0.2	4.3	526	1.2
Hits Radio (East Yorkshire & Northern Lincolnshire) (was Viking FM)	H	959	86	9	0.7	8.3	716	4.0
Hits Radio (Essex)	H	603	10	2	*	1.8	18	0.2
Hits Radio (Gloucestershire)	H	559	21	4	0.1	2.0	42	0.3
Hits Radio (Herefordshire & Worcestershire) (was Free Radio (Herefordshire & Worcestershire))	Y	526	50	9	0.8	8.0	402	3.8
Hits Radio (Kent)	H	1366	23	2	0.2	11.1	259	1.0

Source: "RAJAR/Ipsos/RSMB."

(1-15) See note on penultimate page.

QUARTERLY SUMMARY OF RADIO LISTENING



SURVEY PERIOD ENDING
5th April 2026

PART 4 - NATIONAL COMMERCIAL GROUPS



Embargoed
until 00.01 am
14th May 2026

	Survey Period	Adults (15+) Pop'n '000	Weekly Reach '000	Weekly Reach %	Average Hours per head	Average Hours per listener	Total Hours '000	Share in TSA %
Hits Radio (Lancashire) (was Rock FM)	H	1676	150	9	0.3	3.0	452	1.6
Hits Radio (Lincs) (was Lincs FM)	H	939	69	7	0.5	6.3	435	2.4
Hits Radio (Liverpool & the North West) (was Radio City)	H	2041	184	9	0.6	6.9	1273	3.4
Hits Radio (London) (was KISS (London))	Q	12912	717	6	0.1	2.2	1585	0.8
Hits Radio (Manchester & the North West)	H	2753	241	9	0.6	6.5	1568	3.4
Hits Radio (Norfolk) (was KISS (East))	H	721	29	4	0.3	6.9	199	1.3
Hits Radio (Northamptonshire)	H	655	17	3	0.1	2.4	40	0.4
Hits Radio (North East - Teesside) (was TFM)	H	868	109	13	0.7	5.9	644	3.9
Hits Radio (North East - Tyne & Wear) (was Metro Radio)	H	1583	235	15	0.8	5.6	1305	4.2
Hits Radio (Northern Ireland)	H	1581	36	2	0.1	3.0	108	0.4
Hits Radio (North Yorkshire)	Y	379	19	5	0.1	2.8	53	0.9
Hits Radio (Oxfordshire)	H	620	35	6	0.2	3.5	120	1.2
Hits Radio (Peterborough Stamford & Rutland)	H	495	12	2	*	1.7	21	0.2
Hits Radio (Plymouth)	Y	273	15	5	0.2	4.5	67	1.1
Hits Radio (South Coast)	H	1269	54	4	0.2	3.6	196	0.8
Hits Radio (South Wales) (was 96.4 FM The Wave)	H	1828	154	8	0.4	4.5	700	2.1
Hits Radio (South Yorkshire) (was Hallam FM)	H	1396	176	13	0.7	5.4	954	3.8
Hits Radio (Staffordshire & Cheshire) (was Signal One)	H	903	143	16	0.9	5.5	784	5.2
Hits Radio (Surrey & East Hampshire)	H	649	12	2	0.1	5.6	69	0.6

Source: "RAJAR/Ipsos/RSMB."

(1-15) See note on penultimate page.

QUARTERLY SUMMARY OF RADIO LISTENING



SURVEY PERIOD ENDING
5th April 2026

PART 4 - NATIONAL COMMERCIAL GROUPS



Embargoed
until 00.01 am
14th May 2026

	Survey Period	Adults (15+) Pop'n '000	Weekly Reach '000	Weekly Reach %	Average Hours per head	Average Hours per listener	Total Hours '000	Share in TSA %
Hits Radio (Sussex)	H	1341	42	3	*	1.2	51	0.2
Hits Radio (Swindon)	Y	288	4	1	0.1	3.7	15	0.3
Hits Radio (West of England) (was KISS (West))	H	1822	123	7	0.4	5.6	688	1.9
Hits Radio (West Yorkshire) (was Pulse 1)	H	1923	109	6	0.2	3.8	412	1.3
Clyde 1 (Ayrshire)	Y	290	31	11	1.0	9.6	295	5.7
Clyde 1 (Glasgow & The West)	H	2004	668	33	3.4	10.3	6898	19.7
Cool FM	H	1581	496	31	2.4	7.5	3719	12.1
Downtown Radio	H	1581	288	18	1.8	10.0	2867	9.4
Forth 1	H	1227	318	26	2.3	9.0	2863	16.4
MFR	Y	259	77	30	3.3	11.0	847	18.6
Northsound 1	Y	350	91	26	1.7	6.6	602	9.8
Tay FM	Y	391	125	32	2.5	7.8	972	16.6
Heat	H	58246	476	1	*	3.1	1475	0.1
Jazz FM	H	58246	416	1	*	4.4	1845	0.2
Kerrang!	H	58246	569	1	0.1	5.3	3019	0.3
KISS Network ⁵	H	58246	3349	6	0.3	4.9	16521	1.6
KISS	Q	58246	1483	3	0.1	4.2	6190	0.6
KISS Dance	H	12912	59	*	*	4.0	238	0.1
KISSTORY	Q	58246	1819	3	0.1	4.7	8480	0.8

Source: "RAJAR/Ipsos/RSMB."

(1-15) See note on penultimate page.

QUARTERLY SUMMARY OF RADIO LISTENING



SURVEY PERIOD ENDING
5th April 2026

PART 4 - NATIONAL COMMERCIAL GROUPS



Embargoed
until 00.01 am
14th May 2026

	Survey Period	Adults (15+) Pop'n '000	Weekly Reach '000	Weekly Reach %	Average Hours per head	Average Hours per listener	Total Hours '000	Share in TSA %
KISSTORY R&B	H	58246	623	1	*	3.4	2139	0.2
KISS Xtra	H	58246	236	*	*	2.4	563	0.1
Magic Network ⁸	H	58246	3415	6	0.3	5.7	19439	1.9
Magic ²	Q	58246	2164	4	0.2	5.1	10987	1.1
Magic (London)	Q	12912	990	8	0.4	5.0	4916	2.5
Magic Classical	H	58246	136	*	*	7.5	1014	0.1
Magic Musicals	H	58246	303	1	*	5.6	1704	0.2
Magic Soul	H	58246	467	1	*	5.8	2707	0.3
Mellow Magic	H	58246	431	1	*	3.7	1587	0.2
Planet Rock	Q	58246	1131	2	0.2	8.3	9340	0.9
Total Global Radio (UK)	H	58246	27097	47	4.4	9.4	254309	25.2
Capital Brand (UK) ⁶	H	58246	8802	15	0.9	5.8	50647	5.0
Capital Anthems	Q	58246	626	1	*	2.8	1727	0.2
Capital Chill	Q	58246	214	*	*	4.7	1003	0.1
Capital Dance	Q	58246	908	2	0.1	5.0	4583	0.5
Capital Network (UK) ²	H	58246	6511	11	0.6	5.4	35361	3.5
Capital Liverpool ¹⁰	H	1147	197	17	0.8	4.8	948	4.4
Capital London ¹⁰	Q	12912	1483	11	0.6	5.4	7972	4.0
Capital Mid Counties	Y	1144	143	12	0.5	4.1	593	2.9

Source: "RAJAR/Ipsos/RSMB."

(1-15) See note on penultimate page.

QUARTERLY SUMMARY OF RADIO LISTENING



SURVEY PERIOD ENDING
5th April 2026

PART 4 - NATIONAL COMMERCIAL GROUPS



Embargoed
until 00.01 am
14th May 2026

	Survey Period	Adults (15+) Pop'n '000	Weekly Reach '000	Weekly Reach %	Average Hours per head	Average Hours per listener	Total Hours '000	Share in TSA %
Capital Mid Counties - North ¹⁰	Y	285	32	11	0.7	5.9	188	3.3
Capital Mid Counties - South ¹⁰	H	859	89	10	0.3	3.3	297	2.1
Capital Midlands	H	5902	863	15	1.0	6.6	5707	5.9
Capital Birmingham ¹⁰	H	2415	333	14	0.6	4.1	1351	3.6
Capital East Midlands ¹⁰	H	2506	411	16	1.5	9.0	3702	8.7
Capital East Midlands - Derbyshire	H	591	68	12	1.3	11.3	771	7.8
Capital East Midlands - Leicestershire	H	881	167	19	2.1	11.1	1858	12.2
Capital East Midlands - Nottinghamshire	H	1088	177	16	1.0	6.1	1074	5.9
Capital North East ¹⁰	H	2359	424	18	1.0	5.6	2363	5.1
Capital North West	H	3853	544	14	0.6	4.4	2393	3.6
Capital Lancashire ¹⁰	H	638	91	14	0.8	5.8	529	4.9
Capital Manchester ¹⁰	H	3214	453	14	0.6	4.1	1864	3.3
Capital North West and Wales ¹⁰	H	729	101	14	1.2	8.6	868	6.3
Capital Scotland ⁴	H	3002	414	14	0.6	4.3	1777	3.7
Capital South	H	1629	181	11	0.6	5.4	973	3.0
Capital Brighton ¹⁰	Y	382	42	11	0.5	4.2	175	2.5
Capital South Coast ¹⁰	H	1246	149	12	0.7	5.7	855	3.4
Capital South Wales ⁴	H	1116	183	16	0.9	5.5	1011	4.6
Capital Yorkshire ¹⁰	H	4904	833	17	1.0	5.8	4831	5.7

Source: "RAJAR/Ipsos/RSMB."

(1-15) See note on penultimate page.

QUARTERLY SUMMARY OF RADIO LISTENING



SURVEY PERIOD ENDING
5th April 2026

PART 4 - NATIONAL COMMERCIAL GROUPS



Embargoed
until 00.01 am
14th May 2026

	Survey Period	Adults (15+) Pop'n '000	Weekly Reach '000	Weekly Reach %	Average Hours per head	Average Hours per listener	Total Hours '000	Share in TSA %
Capital XTRA Brand UK ²	H	58246	1819	3	0.1	4.4	8068	0.8
Capital XTRA (UK) ²	H	58246	1496	3	0.1	4.2	6287	0.6
Capital XTRA (London)	Q	12912	579	4	0.2	4.0	2297	1.1
Capital XTRA Reloaded	Q	58246	494	1	*	3.8	1859	0.2
Classic FM Brand (UK) ¹³	H	58246	4383	8	0.6	8.4	36846	3.6
Classic FM	H	58246	4171	7	0.6	8.0	33425	3.3
Classic FM Calm	Q	58246	386	1	*	6.2	2414	0.2
Classic FM Movies	Q	58246	203	*	*	6.0	1218	0.1
Gold Radio UK ²	H	58246	1613	3	0.2	7.4	11916	1.2
Gold Radio London	Q	12912	295	2	0.2	7.8	2318	1.2
Heart Brand (UK) ⁹	H	58246	12505	21	1.4	6.5	80888	8.0
Heart 70s	Q	58246	581	1	*	3.7	2169	0.2
Heart 80s	Q	58246	1602	3	0.1	4.4	7050	0.7
Heart 90s	Q	58246	959	2	0.1	3.5	3324	0.3
Heart 00s	Q	58246	931	2	0.1	4.2	3948	0.4
Heart 10s	Q	58246	356	1	*	1.9	688	0.1
Heart Dance	Q	58246	987	2	0.1	4.4	4370	0.4
Heart Love	Q	58246	201	*	*	3.0	598	0.1
Heart Musicals	Q	58246	175	*	*	2.0	350	*

Source: "RAJAR/Ipsos/RSMB."

(1-15) See note on penultimate page.

QUARTERLY SUMMARY OF RADIO LISTENING



SURVEY PERIOD ENDING
5th April 2026

PART 4 - NATIONAL COMMERCIAL GROUPS



Embargoed
until 00.01 am
14th May 2026

	Survey Period	Adults (15+) Pop'n '000	Weekly Reach '000	Weekly Reach %	Average Hours per head	Average Hours per listener	Total Hours '000	Share in TSA %
Heart Network (UK) ²	H	58246	9355	16	1.0	6.3	59231	5.9
Heart East	H	6163	1149	19	1.4	7.4	8517	7.7
Heart Cambridgeshire ¹⁰	H	992	206	21	1.2	5.7	1166	6.2
Heart East Anglia	H	1273	324	25	2.0	7.9	2544	9.7
Heart East Anglia - Norfolk ¹⁰	H	721	197	27	1.9	6.9	1369	9.1
Heart East Anglia - Suffolk ¹⁰	H	553	127	23	2.1	9.3	1175	10.6
Heart Essex	H	1494	207	14	1.2	8.4	1748	7.0
Heart Essex - Chelmsford & Southend ¹⁰	H	1171	151	13	0.8	6.4	964	5.0
Heart Essex - Colchester ¹⁰	Y	208	39	19	1.9	10.3	406	12.4
Heart Essex - Harlow ¹⁰	Y	116	11	9	0.9	9.8	107	5.4
Heart Four Counties	H	2403	411	17	1.3	7.4	3060	7.6
Heart Four Counties - Bedfordshire ¹⁰	Y	341	72	21	2.0	9.3	670	11.7
Heart Four Counties - Beds/Bucks/Herts ¹⁰	H	771	134	17	1.2	6.8	909	6.4
Heart Four Counties - Milton Keynes ¹⁰	Y	293	56	19	1.3	7.0	389	8.1
Heart Four Counties - Northamptonshire ¹⁰	H	655	128	19	1.1	5.9	750	8.0
Heart Hertfordshire ⁴	H	763	61	8	0.3	4.2	253	1.8
Heart East Midlands	H	2506	197	8	0.3	3.9	766	1.8
Heart East Midlands - Derbyshire	H	591	38	6	0.2	3.0	115	1.2
Heart East Midlands - Leicester	H	881	64	7	0.3	4.5	290	1.9

Source: "RAJAR/Ipsos/RSMB."

(1-15) See note on penultimate page.

QUARTERLY SUMMARY OF RADIO LISTENING



SURVEY PERIOD ENDING
5th April 2026

PART 4 - NATIONAL COMMERCIAL GROUPS



Embargoed
until 00.01 am
14th May 2026

	Survey Period	Adults (15+) Pop'n '000	Weekly Reach '000	Weekly Reach %	Average Hours per head	Average Hours per listener	Total Hours '000	Share in TSA %
Heart East Midlands - Nottinghamshire	H	1088	95	9	0.3	3.8	361	2.0
Heart London ¹⁰	Q	12912	1761	14	0.7	4.8	8525	4.3
Heart North East ¹⁰	H	2421	371	15	0.9	5.9	2175	4.6
Heart North Wales ⁴	H	745	108	15	1.1	7.3	792	5.8
Heart North West Group	H	6885	1007	15	0.9	6.0	6087	5.1
Heart North Lancs & Cumbria	Y	293	82	28	2.1	7.6	629	12.8
Heart North West ¹⁰	H	6591	935	14	0.8	5.9	5540	4.8
Heart Scotland	H	2979	399	13	0.6	4.7	1861	3.9
Heart Scotland East ¹⁰	H	1266	140	11	0.5	4.7	663	3.6
Heart Scotland West ¹⁰	H	1713	259	15	0.7	4.6	1197	4.0
Heart South	H	6507	1315	20	1.4	7.1	9331	7.5
Heart Kent ¹⁰	H	1367	284	21	1.6	7.5	2124	8.0
Heart Solent	H	1964	367	19	1.3	7.2	2632	6.6
Heart Solent - Dorset ¹⁰	H	657	124	19	1.5	7.9	982	7.4
Heart Solent - Hampshire ¹⁰	H	1307	243	19	1.3	6.8	1650	6.2
Heart Sussex	H	1503	320	21	1.6	7.6	2421	7.9
Heart Sussex - North ¹⁰	Y	322	38	12	1.0	8.6	330	5.2
Heart Sussex - South ¹⁰	H	1182	283	24	1.7	7.3	2062	8.4
Heart Thames Valley	H	1673	344	21	1.3	6.3	2154	7.8

Source: "RAJAR/Ipsos/RSMB."

(1-15) See note on penultimate page.

QUARTERLY SUMMARY OF RADIO LISTENING



SURVEY PERIOD ENDING
5th April 2026

PART 4 - NATIONAL COMMERCIAL GROUPS



Embargoed
until 00.01 am
14th May 2026

	Survey Period	Adults (15+) Pop'n '000	Weekly Reach '000	Weekly Reach %	Average Hours per head	Average Hours per listener	Total Hours '000	Share in TSA %
Heart Thames Valley - Berks & N.Hants ¹⁰	H	876	187	21	1.4	6.5	1207	8.4
Heart Thames Valley - Oxfordshire ¹⁰	H	797	157	20	1.2	6.0	947	7.1
Heart South Wales ¹⁰	H	2001	437	22	1.9	8.8	3858	10.1
Heart West	H	4126	884	21	1.6	7.4	6512	8.1
Heart South West	H	1591	325	20	1.5	7.5	2446	8.1
Heart South West - Cornwall ¹⁰	Y	474	97	20	1.7	8.4	810	8.8
Heart South West - Exeter ¹⁰	Y	361	51	14	0.9	6.3	322	5.4
Heart South West - North Devon ¹⁰	Y	168	40	24	1.4	5.9	235	7.7
Heart South West - Plymouth & South Hams ^{3,10}	Y	365	91	25	2.0	7.8	712	8.9
Heart South West - Torbay ¹⁰	Y	224	45	20	1.8	9.0	409	9.1
Heart West Country	H	2534	558	22	1.6	7.3	4066	8.1
Heart West Country - Bristol/Weston & Bath ¹⁰	H	1042	224	22	0.9	4.1	925	5.1
Heart West Country - Gloucestershire ¹⁰	Y	483	111	23	2.3	10.0	1113	10.4
Heart West Country - Somerset ¹⁰	Y	456	110	24	1.6	6.9	751	7.9
Heart West Country - Wiltshire ¹⁰	Y	554	118	21	2.0	9.4	1110	9.2
Heart West Midlands ¹⁰	H	4126	667	16	1.0	5.9	3949	5.9
Heart Yorkshire ⁴	H	3377	551	16	1.0	6.3	3495	6.1
LBC Brand (UK) ²	H	58246	3557	6	0.5	8.7	30803	3.1
LBC (UK)	H	58246	2875	5	0.5	9.7	27809	2.8

Source: "RAJAR/Ipsos/RSMB."

(1-15) See note on penultimate page.

QUARTERLY SUMMARY OF RADIO LISTENING



SURVEY PERIOD ENDING
5th April 2026

PART 4 - NATIONAL COMMERCIAL GROUPS



Embargoed
until 00.01 am
14th May 2026

	Survey Period	Adults (15+) Pop'n '000	Weekly Reach '000	Weekly Reach %	Average Hours per head	Average Hours per listener	Total Hours '000	Share in TSA %
LBC London	Q	12912	1530	12	1.2	9.7	14899	7.5
LBC News (UK)	H	58246	1084	2	0.1	2.8	2995	0.3
LBC News (London) ¹⁰	Q	12912	578	4	0.2	4.1	2368	1.2
Nation Broadcasting Group	H	58246	1142	2	0.1	6.1	6993	0.7
106.3 Bridge FM	Y	138	15	11	0.6	5.5	85	3.4
Nation 70s	Q	58246	132	*	*	2.3	308	*
Nation 80s	H	58246	191	*	*	3.0	566	0.1
Nation 90s	H	58246	124	*	*	1.8	227	*
Nation Classic Hits	H	12912	15	*	*	0.6	9	*
Nation Radio North East	H	2359	81	3	0.1	4.1	333	0.7
Nation Radio Somerset	H	457	4	1	*	1.2	5	0.1
Nation Radio Suffolk	Y	506	12	2	0.2	6.7	78	0.7
Nation Radio Yorkshire	H	959	33	3	0.5	15.8	521	2.9
Radio Carmarthenshire	Y	146	19	13	1.0	7.7	148	5.3
102.5 Radio Pembrokeshire	Y	105	18	17	1.0	5.9	105	4.4
Swansea Bay Radio	H	602	16	3	*	1.6	27	0.3
Total Dragon Radio Wales	Y	2747	45	2	0.1	7.6	340	0.6
Dragon Radio North Wales	Y	745	12	2	0.1	7.4	92	0.7
Dragon Radio South Wales	Y	2002	32	2	0.1	7.6	247	0.6

Source: "RAJAR/Ipsos/RSMB."

(1-15) See note on penultimate page.

QUARTERLY SUMMARY OF RADIO LISTENING



SURVEY PERIOD ENDING
5th April 2026

PART 4 - NATIONAL COMMERCIAL GROUPS



Embargoed
until 00.01 am
14th May 2026

	Survey Period	Adults (15+) Pop'n '000	Weekly Reach '000	Weekly Reach %	Average Hours per head	Average Hours per listener	Total Hours '000	Share in TSA %
Total Nation Easy Radio	H	2271	52	2	0.2	7.2	374	0.8
Nation Easy Radio Dorset	H	657	1	*	*	0.8	*	*
Nation Easy Radio Hampshire	H	1614	51	3	0.2	7.3	373	1.2
Total Nation Radio London	Y	12912	102	1	*	3.4	346	0.2
Nation Radio London (Digital)	Y	12912	88	1	*	2.3	199	0.1
Nation Radio London (East FM/Online) (was Time FM)	Y	509	15	3	0.3	10.0	147	2.2
Total Nation Radio Scotland	H	4738	106	2	0.1	6.0	636	0.8
Nation Radio Scotland (excluding West)	H	2805	26	1	*	1.9	49	0.1
Nation Radio Scotland (West)	H	1934	79	4	0.3	7.4	587	1.7
Total Nation Radio South	H	3612	167	5	0.6	12.9	2151	3.0
Nation Radio Dorset	H	657	18	3	0.6	22.8	401	3.0
Nation Radio Hampshire	H	1614	133	8	1.0	12.2	1614	5.0
Nation Radio Sussex	H	1341	16	1	0.1	8.3	136	0.5
Total Nation Radio Wales	H	2747	167	6	0.4	6.2	1040	2.0
Nation Radio North Wales	Y	745	8	1	*	4.8	37	0.3
Nation Radio South Wales	H	2001	155	8	0.5	6.4	987	2.6
Smooth Brand (UK) ⁷	H	58246	7347	13	0.8	6.6	48365	4.8
Smooth 70s	Q	58246	304	1	*	3.1	936	0.1
Smooth 80s	Q	58246	617	1	0.1	4.9	3000	0.3

Source: "RAJAR/Ipsos/RSMB."

(1-15) See note on penultimate page.

QUARTERLY SUMMARY OF RADIO LISTENING



SURVEY PERIOD ENDING
5th April 2026

PART 4 - NATIONAL COMMERCIAL GROUPS



Embargoed
until 00.01 am
14th May 2026

	Survey Period	Adults (15+) Pop'n '000	Weekly Reach '000	Weekly Reach %	Average Hours per head	Average Hours per listener	Total Hours '000	Share in TSA %
Smooth Chill	Q	58246	395	1	*	4.3	1682	0.2
Smooth Country	Q	58246	375	1	*	4.9	1833	0.2
Smooth Relax	Q	58246	513	1	*	4.8	2461	0.2
Smooth Soul	Q	58246	202	*	*	3.8	770	0.1
Smooth Radio Network (UK) ²	H	58246	5701	10	0.7	6.7	37945	3.8
Smooth Radio Devon	H	1163	56	5	0.3	7.2	402	1.8
Smooth Radio East Anglia	H	1352	93	7	0.6	8.7	813	2.9
Smooth Radio East Midlands ⁴	H	3387	426	13	0.8	6.6	2795	4.8
Smooth Radio Essex	H	1494	70	5	0.3	6.0	422	1.7
Smooth Radio Kent	H	1367	94	7	0.5	7.5	712	2.7
Smooth Radio Lake District ¹⁰	Y	53	9	16	2.1	12.5	110	11.3
Smooth Radio London ¹⁰	Q	12912	974	8	0.4	5.5	5339	2.7
Smooth Radio North East ⁴	H	2421	578	24	2.1	8.8	5063	10.7
Smooth Radio North West ⁴	H	6591	1234	19	1.5	7.8	9582	8.3
Smooth Radio North West and Wales	H	1079	73	7	0.5	7.2	527	2.6
Smooth Radio Scotland	H	1934	341	18	1.0	5.9	2018	6.0
Smooth Radio Solent	H	1964	74	4	0.2	5.4	397	1.0
Smooth Radio South Wales	H	1116	108	10	0.5	5.1	553	2.5
Smooth Radio Sussex	H	1521	70	5	0.3	6.2	434	1.4

Source: "RAJAR/Ipsos/RSMB."

(1-15) See note on penultimate page.

QUARTERLY SUMMARY OF RADIO LISTENING



SURVEY PERIOD ENDING
5th April 2026

PART 4 - NATIONAL COMMERCIAL GROUPS



Embargoed
until 00.01 am
14th May 2026

	Survey Period	Adults (15+) Pop'n '000	Weekly Reach '000	Weekly Reach %	Average Hours per head	Average Hours per listener	Total Hours '000	Share in TSA %
Smooth Radio Thames Valley	H	1673	59	4	0.2	6.1	356	1.3
Smooth Radio Three Counties	H	1704	38	2	0.1	6.5	247	0.8
Smooth Radio West Country	H	2534	136	5	0.4	7.5	1015	2.0
Smooth Radio West Country - Bristol & Bath	H	1042	65	6	0.4	6.3	411	2.3
Smooth Radio West Country - Gloucestershire	Y	483	19	4	0.3	7.9	149	1.4
Smooth Radio West Country - Somerset	Y	456	28	6	0.8	12.9	367	3.8
Smooth Radio West Country - Wiltshire	Y	554	27	5	0.2	4.0	107	0.9
Smooth Radio West Midlands	H	4126	485	12	0.7	5.7	2775	4.2
Radio X Brand (UK) ¹²	H	58246	2342	4	0.3	8.5	19799	2.0
Radio X 90s Group	Q	58246	230	*	*	5.1	1167	0.1
Radio X 90s	Q	58246	146	*	*	4.3	627	0.1
Radio X 90s (Manchester)	H	3214	66	2	0.1	5.6	368	0.7
Radio X 00s	Q	58246	143	*	*	3.1	437	*
Radio X Chilled	Q	58246	151	*	*	1.8	268	*
Radio X Classic Rock	Q	58246	221	*	*	8.7	1929	0.2
Radio X Network (UK) ²	H	58246	1866	3	0.3	8.9	16606	1.6
Radio X London	Q	12912	408	3	0.2	7.8	3175	1.6
Radio X Manchester	H	3214	196	6	0.5	7.6	1490	2.7
Total News Broadcasting	H	58246	6265	11	0.8	7.2	44922	4.4

Source: "RAJAR/Ipsos/RSMB."

(1-15) See note on penultimate page.

QUARTERLY SUMMARY OF RADIO LISTENING



SURVEY PERIOD ENDING
5th April 2026

PART 4 - NATIONAL COMMERCIAL GROUPS



Embargoed
until 00.01 am
14th May 2026

	Survey Period	Adults (15+) Pop'n '000	Weekly Reach '000	Weekly Reach %	Average Hours per head	Average Hours per listener	Total Hours '000	Share in TSA %
News Broadcasting National Network	H	58246	6072	10	0.7	7.1	43074	4.3
News Broadcasting Speech Network	H	58246	4514	8	0.6	7.7	34949	3.5
Talk (was TalkRadio)	H	58246	560	1	0.1	10.9	6124	0.6
talkSPORT Network ²	H	58246	3621	6	0.4	6.6	23872	2.4
talkSPORT	H	58246	3288	6	0.4	6.8	22245	2.2
talkSPORT2	H	58246	549	1	*	3.0	1627	0.2
Times Radio	H	58246	604	1	0.1	8.2	4952	0.5
Virgin Radio Network	H	58246	1776	3	0.1	4.6	8126	0.8
Virgin Radio	H	58246	1044	2	0.1	6.1	6361	0.6
Virgin Radio 80s	H	58246	277	*	*	1.6	445	*
Virgin Radio Chilled	H	58246	348	1	*	1.7	576	0.1
Virgin Radio Legends (was Virgin Radio Anthems)	H	58246	336	1	*	2.2	743	0.1
U105 (Greater Belfast)	H	956	183	19	1.8	9.2	1686	9.5
U105 (Outside Belfast)	Y	625	40	6	0.4	5.6	221	1.8
Sunrise Radio Group National	Y	58246	320	1	*	5.4	1731	0.2
Sunrise Radio National	Y	58246	291	*	*	5.6	1631	0.2
Sunrise Radio Group London	Y	12912	170	1	0.1	4.7	808	0.4
Sunrise Radio London	Y	12912	141	1	0.1	5.0	707	0.4
Sunrise Retro (was Sunrise Smooth)	Y	12912	39	*	*	2.6	100	0.1

Source: "RAJAR/Ipsos/RSMB."

(1-15) See note on penultimate page.

QUARTERLY SUMMARY OF RADIO LISTENING



SURVEY PERIOD ENDING
5th April 2026

PART 5 - LOCAL COMMERCIAL GROUPS AND INDIVIDUAL SERVICES



Embargoed
until 00.01 am
14th May 2026

	Survey Period	Adults (15+) Pop'n '000	Weekly Reach '000	Weekly Reach %	Average Hours per head	Average Hours per listener	Total Hours '000	Share in TSA %
All Local Commercial Radio (ILR)	Q	58187	25418	44	4.5	10.2	260367	25.9
Bloomberg Radio	H	12912	110	1	*	2.3	254	0.1
Boom Brand	H	58246	671	1	0.2	14.8	9926	1.0
Boom Light	H	58246	80	*	*	7.7	616	0.1
Boom Radio	H	58246	636	1	0.2	14.6	9310	0.9
Central FM	Y	221	40	18	1.6	9.1	362	9.1
Centreforce 883	Y	12912	82	1	*	5.6	462	0.2
Communicorp UK	H	21117	3598	17	1.2	7.0	25135	6.8
Capital Scotland	H	3002	414	14	0.6	4.3	1777	3.7
Capital South Wales	H	1116	183	16	0.9	5.5	1011	4.6
Heart Hertfordshire	H	763	61	8	0.3	4.2	253	1.8
Heart North Wales	H	745	108	15	1.1	7.3	792	5.8
Heart Yorkshire	H	3377	551	16	1.0	6.3	3495	6.1
Smooth Radio East Midlands	H	3387	426	13	0.8	6.6	2795	4.8
Smooth Radio North East	H	2421	578	24	2.1	8.8	5063	10.7
Smooth Radio North West	H	6591	1234	19	1.5	7.8	9582	8.3
Radio X 90s (Manchester)	H	3214	66	2	0.1	5.6	368	0.7
CountryLine Radio (was Chris Country Radio)	H	58246	82	*	*	5.7	463	*
Total Dee Radio Group	Y	3835	61	2	0.1	4.4	269	0.4

Source: "RAJAR/Ipsos/RSMB."

(1-15) See note on penultimate page.

QUARTERLY SUMMARY OF RADIO LISTENING



SURVEY PERIOD ENDING
5th April 2026

PART 5 - LOCAL COMMERCIAL GROUPS AND INDIVIDUAL SERVICES



Embargoed
until 00.01 am
14th May 2026

	Survey Period	Adults (15+) Pop'n '000	Weekly Reach '000	Weekly Reach %	Average Hours per head	Average Hours per listener	Total Hours '000	Share in TSA %
Cheshire's Silk 106.9	Y	196	12	6	0.5	7.8	93	2.8
Chester's Dee 106.3 (Dee on DAB)	Y	211	11	5	0.2	3.2	37	0.9
Love 80s Liverpool	Y	1071	16	1	0.1	7.7	121	0.6
Love 80s Manchester	Y	2356	22	1	*	0.8	18	*
Total Original 106	Y	800	137	17	1.3	7.7	1056	7.9
Original 106 (Aberdeen)	Y	350	97	28	2.2	8.0	775	12.7
Original 106 (Fife) (was Kingdom FM)	Y	301	24	8	0.5	5.9	141	2.8
Original 106 GOLD	Y	350	19	5	0.3	6.4	121	2.0
Original 106 Tayside	Y	149	6	4	0.1	3.6	20	0.9
Total Radio Essex	H	1202	52	4	0.2	5.8	299	1.4
Radio Essex	H	772	19	2	0.1	5.6	106	0.8
Radio Essex DAB	Y	1202	38	3	0.2	7.8	295	1.5
3FM	Y	71	25	34	2.7	7.9	193	13.6
Fun Kids (London)	H	12912	60	*	*	1.6	95	*
GB News Radio	Q	58246	676	1	0.1	6.4	4351	0.4
IOW Radio	Y	124	32	25	2.5	9.9	313	12.0
KMFM Group	H	1366	175	13	0.8	5.9	1033	3.9
KMFM East	H	623	87	14	0.9	6.6	570	4.6
KMFM West	H	743	89	12	0.6	5.2	463	3.3

Source: "RAJAR/Ipsos/RSMB."

(1-15) See note on penultimate page.

QUARTERLY SUMMARY OF RADIO LISTENING



SURVEY PERIOD ENDING
5th April 2026

PART 5 - LOCAL COMMERCIAL GROUPS AND INDIVIDUAL SERVICES



Embargoed
until 00.01 am
14th May 2026

	Survey Period	Adults (15+) Pop'n '000	Weekly Reach '000	Weekly Reach %	Average Hours per head	Average Hours per listener	Total Hours '000	Share in TSA %
Lyca Group	Y	12912	188	1	0.1	6.7	1266	0.7
1458 Lyca Radio	Y	12912	122	1	*	4.6	564	0.3
Lyca Gold 1035AM	Y	12912	114	1	0.1	6.1	701	0.4
Radio Mansfield 103.2	Y	173	26	15	1.2	8.3	215	6.3
Manx Radio	Y	71	27	38	4.0	10.4	282	19.8
Mi-Soul	H	12912	127	1	0.1	6.3	807	0.4
More Radio Total	H	491	54	11	1.5	14.2	760	7.9
More Radio East	Y	386	46	12	1.6	13.8	636	8.1
More Radio West	Y	105	12	12	1.3	11.5	139	6.8
Panjab Radio	Y	12912	73	1	*	5.8	428	0.2
Q Radio	H	1581	281	18	1.4	8.0	2246	7.3
Radio Exe	Y	585	49	8	0.6	7.6	372	3.5
Tindle Radio Group	Y	146	69	47	4.5	9.6	665	25.1
Channel 103	Y	89	43	48	4.1	8.4	359	22.0
Island FM	Y	58	26	46	5.3	11.6	306	30.1
The Voice	Y	168	13	8	0.6	8.4	108	3.5

Source: "RAJAR/Ipsos/RSMB."

(1-15) See note on penultimate page.

QUARTERLY SUMMARY OF RADIO LISTENING



SURVEY PERIOD ENDING
5th April 2026

PART 6 - DEMOGRAPHIC ANALYSIS



Embargoed
until 00.01 am
14th May 2026

	Survey Period	Adults (15+) Pop'n '000	Weekly Reach '000	Weekly Reach %	Average Hours per head	Average Hours per listener	Total Hours '000	Share in TSA %
ALL COMMERCIAL 15+	Q	58246	39266	67	9.4	13.9	547178	54.3
Children 10-14	Q	4146	2436	59	4.3	7.4	17910	59.9
15-24	Q	8444	5097	60	5.1	8.5	43360	68.6
25-44	Q	18827	13101	70	8.6	12.3	161357	66.1
45-64	Q	17555	12857	73	12.2	16.7	214924	56.0
65+	Q	13420	8211	61	9.5	15.5	127537	40.4
Main Shoppers	Q	50109	33926	68	9.7	14.4	487339	53.4
Main Shoppers with children	Q	12709	9411	74	10.0	13.5	126858	63.8
ABC1	Q	32722	21492	66	8.1	12.3	264645	48.7
C2DE	Q	25524	17774	70	11.1	15.9	282533	60.9
ALL BBC 15+	Q	58246	31356	54	7.5	13.9	437216	43.4
Children 10-14	Q	4146	1857	45	2.8	6.2	11530	38.6
15-24	Q	8444	3165	37	2.1	5.5	17428	27.6
25-44	Q	18827	8623	46	4.1	8.9	77095	31.6
45-64	Q	17555	10271	59	9.2	15.7	161683	42.1
65+	Q	13420	9296	69	13.5	19.5	181009	57.3
Main Shoppers	Q	50109	27713	55	8.1	14.7	406393	44.5
Main Shoppers with children	Q	12709	6388	50	5.4	10.7	68417	34.4
ABC1	Q	32722	19186	59	8.2	13.9	267299	49.2
C2DE	Q	25524	12170	48	6.7	14.0	169917	36.6

Source: "RAJAR/Ipsos/RSMB."

(1-15) See note on penultimate page.

DEFINITIONS	
(1)	Audiences in local analogue areas excluded from 'All BBC Network Radio' and 'All National Commercial' totals.
(2)	National groups that are a combination of analogue and digital broadcast.
(3)	Audience to 'Opt-out' services included.
(4)	Station owned by Communicorp Group Limited and includes listening to the national station.
(5)	Includes KISS, KISS Dance, KISS Xtra, KISSTORY & KISSTORY R&B.
(6)	Includes Capital Network (UK), Capital XTRA (UK), Capital XTRA Reloaded, Capital Anthems, Capital Chill & Capital Dance.
(7)	Includes Smooth Radio Network (UK), Smooth Chill, Smooth Country, Smooth Relax, Smooth Soul, Smooth 70s & Smooth 80s.
(8)	Includes Magic, Mellow Magic, Magic Classical, Magic Soul & Magic Musicals.
(9)	Includes Heart Network (UK), Heart 70s, 80s, 90s, 00s, 10s, Heart Dance, Heart Love & Heart Musicals.
(10)	Includes listening to the national station.
(11)	Includes Greatest Hits Network and Hits Radio Network.
(12)	Includes Radio X Network (UK), Radio X Chilled, Radio X Classic Rock, Radio X 90s Group & 00s.
(13)	Includes Classic FM, Classic FM Calm & Classic FM Movies.
(14)	Includes BBC Radio 1, BBC Radio 1 Dance & BBC Radio 1 Anthems
(15)	Includes BBC Radio 3 & BBC Radio 3 Unwind

QUARTERLY SUMMARY OF RADIO LISTENING

AREAS	
United Kingdom (Parts 1 and 6)	(including Channel Islands and Isle of Man)
Editorial Areas (Part 3)	BBC stations' defined service areas
Total Survey Areas (Parts 4 and 5)	Commercial stations' defined marketing areas
In Part 1 'BBC Local/Regional' and 'All Local Commercial' include listening to local stations outside their own Editorial/Total Survey Areas.	In Parts 3 and 5 'BBC Local Radio' and 'All Local Commercial Radio' are based on the net Editorial/Total Survey Area of the individual services making up the network.

TERMS	
Weekly reach	The number in thousands or as a percentage of the UK/area adult population who listen to a station for at least 5 minutes in the course of an average week
Average hours	The total hours of listening to a station during the course of a week, averaged: per head – across the total adult population of the UK/area per listener – across all those listening to the station for at least 5 minutes
Total hours	The overall number of hours of adult listening to a station in the UK/area in an average week
Share in TSA	The percentage of total listening time accounted for by a station in the UK/area in an average week

SURVEY PERIODS		
Code	Fieldwork Dates	Sample size* (No. of diaries)
Q	5 th January 2026 - 5 th April 2026	33,250
H	15 th September 2025 - 5 th April 2026	66,591
Y	31 st March 2025 - 5 th April 2026	133,087

UNIQUE SAMPLE		
Code	Fieldwork Dates	Unique Sample
Q	5 th January 2026 - 5 th April 2026	21,711
	Week 01 2026 – Week 13 2026	

please note that Sample Sizes refer to the number of diaries rather than participants, and includes panellists who may contribute up to 3 diaries per Quarter.